

# **EANCOM<sup>®</sup> 2002 S4**

## **DESADV**

### **Despatch advice message**

#### **Edition 2012**

1. Introduction.....	2
2. Message Structure Chart .....	7
3. Branching Diagram.....	9
4. Segments Description .....	18
5. Segments Layout.....	23
6. Example(s) .....	92

## 1. Introduction

---

### Status

MESSAGE TYPE : DESADV  
REFERENCE DIRECTORY : D.01B  
EANCOM® SUBSET VERSION : 007

### Definition

A message specifying details for goods despatched or ready for despatch under agreed conditions.

### Principles

The message may be used either to indicate the despatch of goods being delivered, or to indicate the despatch of goods being returned.

The message intent is to advise of the detailed contents of a consignment.

The message relates to one seller and one buyer or their respective agent.

The message relates to a single despatch point and single or multiple destination points. It may cover a number of different items and packages.

It allows the recipient to:

- know when the material has been despatched or will be ready for despatch.
- have the precise details of the consignment.
- take initial steps towards customs clearance in case of international consignments.
- enable the control between despatched goods with the following invoice.

The Despatch Advice message should always be sent before goods are physically delivered or returned. This makes it possible for the receiving party to use the data to prepare efficiently for the reception of the goods.

Each unit delivered (pallet, carton, ...) should be uniquely identified. In the Despatch Advice message, the products contained in each uniquely identified unit are described. When the goods are received, the physical shipment and the electronic message can be cross-checked. Discrepancies are immediately identified. It is recommended to use the standard EAN.UCC Serial Shipping Container Code structure to identify the units (see Part I, section 4.2).

### **Structure of the Despatch Advice message**

The message enables a hierarchical description of the shipment, starting with the highest level (shipment) and ending with the lowest level (items). One can for example describe a container comprising 5 pallets, a pallet being composed of several large despatch units which themselves contain smaller despatch units. The traded units (any level of packaging agreed by the trading partners) are then specified.

It is however not mandatory to describe the hierarchical structure of the shipment. A simple and probably most frequent use of the message consists in specifying the items to be despatched and the relevant information per item (quantity, additional identification ...).

### **Example**

The following example is used to illustrate the different descriptive options of the Despatch Advice message. Options 1 through 4 are presented in an ascending order of complexity or completeness.

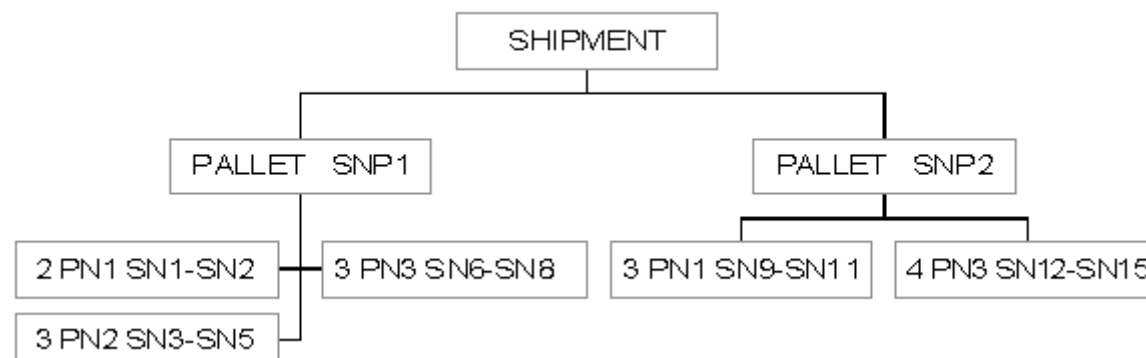
A shipment consists of 2 pallets. The first pallet, identified by the serial number SNP1, contains 8 cartons. 2 cartons of product number PN1, 3 cartons of PN2 and 3 cartons of PN3. The cartons are individually identified by serial numbers ranging from SN1 through SN8.

The second pallet identified by the serial number SNP2, contains 3 cartons of product number PN1 and 4 cartons of

## 1. Introduction

product number PN3. The cartons are individually identified by serial numbers ranging from SN9 through SN15.

The shipment can be represented like this:



Please note that for easy reading, the product numbers (PN's) and the serial numbers (SNP's, SN's) have been shortened. In real transactions, standard GTINs and the Serial Shipping Container Code should be used. The message structure has been simplified with only the functional segments of the detail section presented.

### Option 1:

Only product numbers and total shipment quantities are provided, no carton specific serial numbers are provided and no description of the shipment structure is given.

This option allows for the description of the shipment composition only in terms of products and total quantities per product. In this case the shipment is described as being composed of 5 units of PN1, 3 units of PN2 and 7 units of PN3. Using this option, the message will provide no information regarding individual despatch carton serial numbers or the way they are organised hierarchically in the shipment, i.e. the shipment consists of two pallets, the first containing..., the second pallet containing....

#### Option 1 Detail Section of the Despatch Advice Message:

CPS+1'	"Dummy" CPS segment
LIN+1++PN1:SRV'	First line item; PN1
QTY+12:5'	Quantity Despatched 5
LIN+2++PN2:SRV'	Second line item; PN2
QTY+12:3'	Quantity Despatched 3
LIN+3++PN3:SRV'	Third line item; PN3
QTY+12:7'	Quantity Despatched 7

### Option 2:

Product numbers and total quantities of the shipment are provided. Additionally, each carton is uniquely identified by a serial number. No description of the structure of the shipment is given.

This option allows for the description of the shipment composition but ignores any hierarchical structure of the shipment. In this case the shipment is described as being composed of 5 units of PN1, 3 units of PN2 and 7 units of PN3. Additionally, each carton is uniquely identified by a serial number so as to distinguish cartons with the same product number, so that for example cartons PN1 will be identified with the serial numbers SN1, SN2, SN9, SN10 and SN11. This option does not provide information on how the groups of cartons are organised in the shipment,

## 1. Introduction

---

(i.e. in terms of pallets).

### Option 2 Detail Section of the Despatch Advice Message:

CPS+1'	"Dummy" CPS segment
LIN+1++PN1:SRV'	First line item; PN1
QTY+12:5'	Quantity Despatched 5
PCI+33E'	Marked packaging with SSCC
GIN+BJ+SN1:SN2+SN9:SN11'	Serial numbers of 5 cartons PN1
LIN+2++PN2:SRV'	Second line item; PN2
QTY+12:3'	Quantity Despatched 3
PCI+33E'	Marked packaging with SSCC
GIN+BJ+SN3:SN5'	Serial numbers of 3 cartons PN2
LIN+3++PN3:SRV'	Third line item; PN3
QTY+12:7'	Quantity Despatched 7
PCI+33E'	Marked packaging with SSCC
GIN+BJ+SN6:SN8+SN12:SN15'	Serial numbers of 7 cartons PN3

### **Option 3:**

Description of the shipment hierarchical structure in terms of pallet content, with pallets uniquely identified.

This option allows to describe the composition of the shipment in terms of the pallets it contains, each pallet uniquely identified by a serial shipping container code (SNP1 and SNP2). The message describes the composition of each pallet in terms of the cartons contained and in what quantity, per pallet.

### Option 3 Detail Section of the Despatch Advice Message:

CPS+1'	1st CPS; no parent
PAC+2++201'	Number of packages = 2 pallets type ISO 1
CPS+2+1'	2nd CPS; first pallet; parent = shipment
PAC+1++201'	Outer packaging level, pallet type ISO 1
PCI+33E'	Marked packaging with SSCC
GIN+BJ+SNP1'	Serial number of 1st pallet
CPS+3+2'	3rd CPS; 8 cartons; parent = pallet SNP1
PAC+8++CT'	Pallet contains 8 cartons
LIN+1++PN1:SRV'	First line item; PN1
QTY+12:2'	Quantity Despatched 2
LIN+2++PN2:SRV'	Second line item; PN2

## 1. Introduction

---

QTY+12:3'	Quantity Despatched 3
LIN+3++PN3:SRV'	Third line item; PN3
QTY+12:3'	Quantity Despatched 3
CPS+4+1'	4th CPS; second pallet; parent = shipment
PAC+1++201'	Outer packaging level, pallet type ISO 1
PCI+33E'	Marked packaging with SSCC
GIN+BJ+SNP2'	Serial number of 2nd pallet
CPS+5+4'	5th CPS; 7 cartons; parent = pallet SNP2
PAC+7++CT'	Pallet contains 7 cartons
LIN+4++PN1:SRV'	Fourth line item; PN1
QTY+12:3'	Quantity Despatched 3
LIN+5++PN3:SRV'	Fifth line item; PN3
QTY+12:4'	Quantity Despatched 4

### Option 4:

Description of the shipment hierarchical structure in terms of the pallets and their content. Both pallets and cartons contained are uniquely identified by serial numbers.

This option allows to describe the composition of the shipment in a hierarchical nature. The shipment is identified as being composed of two pallets each identified by a serial shipping container code (SNP1 and SNP2). The message describes the composition of each pallet in terms of the units contained and their serial shipping container codes. Following the same hierarchical logic the message could go on to describe the composition of each carton in terms of its traded or consumer units.

#### Option 4 Detail Section of the Despatch Advice Message:

CPS+1'	1st CPS; no parent
PAC+2++201'	Number of packages = 2 pallets type ISO 1
CPS+2+1'	2nd CPS; first pallet; parent = shipment
PAC+1++201'	Outer packaging level, pallet type ISO 1
PCI+33E'	Marked packaging with SSCC
GIN+BJ+SNP1'	Serial number of 1st pallet
CPS+3+2'	3rd CPS; 8 cartons; parent = pallet SNP1
PAC+8++CT'	Pallet contains 8 cartons
LIN+1++PN1:SRV'	First line item; PN1
QTY+12:2'	Quantity Despatched 2
PCI+33E'	Marked packaging with SSCC
GIN+BJ+SN1:SN2'	Serial numbers of 2 cartons PN1

## 1. Introduction

---

LIN+2++PN2:SRV'	Second line item; PN2
QTY+12:3'	Quantity Despatched 3
PCI+33E'	Marked packaging with SSCC
GIN+BJ+SN3:SN5'	Serial numbers of 3 cartons PN2
LIN+3++PN3:SRV'	Third line item; PN3
QTY+12:3'	Quantity Despatched 3
PCI+33E'	Marked packaging with SSCC
GIN+BJ+SN6:SN8'	Serial numbers of 3 cartons PN3
CPS+4+1'	4th CPS; second pallet; parent = shipment
PAC+1++201'	Outer packaging level, pallet type ISO 1
PCI+33E'	Marked packaging with SSCC
GIN+BJ+SNP2'	Serial number of 2nd pallet
CPS+5+4'	5th CPS; 7 cartons; parent = pallet SNP2
PAC+7++CT'	Pallet contains 7 cartons
LIN+4++PN1:SRV'	4th line item; PN1
QTY+12:3'	Quantity Despatched 3
PCI+33E'	Marked packaging with SSCC
GIN+BJ+SN9:SN11'	Serial numbers of 3 cartons PN1
LIN+5++PN3:SRV'	5th line item; PN3
QTY+12:4'	Quantity Despatched 3
PCI+33E'	Marked packaging with SSCC
GIN+BJ+SN12:SN15'	Serial numbers of 4 cartons PN3

## 2. Message Structure Chart

### Despatch Advice Heading Section

UNH	1	M	1	- Message header
BGM	2	M	1	- Beginning of message
DTM	3	C	10	- Date/time/period
ALI	+	4	C 5	- Additional information
MEA	+	5	C 5	- Measurements
MOA	+	6	C 5	- Monetary amount
SG1		C	10	- RFF-DTM
RFF	7	M	1	- Reference
DTM	8	C	1	- Date/time/period
SG2	*	C	99	- NAD-LOC-SG3-SG4
NAD	9	M	1	- Name and address
LOC	+	10	C 10	- Place/location identification
SG3		C	10	- RFF
RFF	11	M	1	- Reference
SG4		C	10	- CTA-COM
CTA	12	M	1	- Contact information
COM	13	C	5	- Communication contact
SG5		C	10	- TOD-LOC
TOD	14	M	1	- Terms of delivery or transport
LOC	15	C	5	- Place/location identification
SG6		C	10	- TDT-SG7
TDT	16	M	1	- Details of transport
SG7	*	C	10	- LOC-DTM
LOC	17	M	1	- Place/location identification
DTM	+	18	C 10	- Date/time/period
SG8		C	10	- EQD-MEA-SEL
EQD	19	M	1	- Equipment details
MEA	20	C	5	- Measurements
SEL	21	C	25	- Seal number

### Despatch Advice Detail Section

SG10		C	9999	- CPS-SG11-SG17
CPS	22	M	1	- Consignment packing sequence
SG11		C	9999	- PAC-MEA-QTY-SG12-SG13
PAC	23	M	1	- Package
MEA	24	C	10	- Measurements
QTY	25	C	10	- Quantity
SG12		C	10	- HAN
HAN	26	M	1	- Handling instructions
SG13		C	1000	- PCI-RFF-DTM-SG15
PCI	27	M	1	- Package identification
RFF	28	C	1	- Reference
DTM	29	C	5	- Date/time/period
SG15		C	99	- GIN
GIN	30	M	1	- Goods identity number
SG17	*	C	9999	- LIN-PIA-IMD-MEA-QTY-ALI-DLM-DTM-FTX-MOA-SG18-SG20-SG22
LIN	31	M	1	- Line item
PIA	32	C	10	- Additional product id
IMD	33	C	25	- Item description
MEA	34	C	10	- Measurements
QTY	35	C	10	- Quantity
ALI	+	36	C 10	- Additional information
DLM	37	C	100	- Delivery limitations
DTM	38	C	5	- Date/time/period
FTX	39	C	99	- Free text
MOA	+	40	C 5	- Monetary amount
SG18		C	99	- RFF-DTM

## 2. Message Structure Chart

---

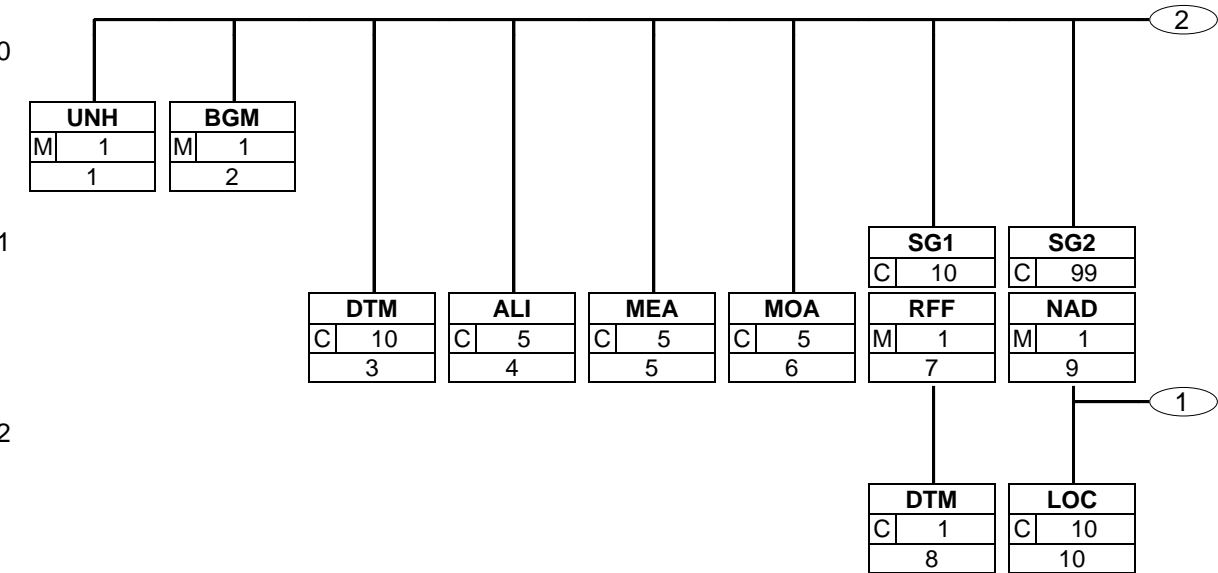
RFF	41	M	1	- Reference
DTM	42	C	1	- Date/time/period
SG20		C	100	- LOC-NAD-DTM-QTY
LOC	43	M	1	- Place/location identification
NAD	44	C	1	- Name and address
DTM	45	C	1	- Date/time/period
QTY	46	C	10	- Quantity
SG22		C	9999	- PCI-DTM-MEA-QTY-SG23-SG24
PCI	47	M	1	- Package identification
DTM	48	C	5	- Date/time/period
MEA	49	C	10	- Measurements
QTY	50	C	1	- Quantity
SG23		C	10	- GIN-DLM
GIN	51	M	1	- Goods identity number
DLM	52	C	100	- Delivery limitations
SG24		C	10	- HAN
HAN	53	M	1	- Handling instructions
SG25		C	10	- QVR-DTM
QVR	54	M	1	- Quantity variances
DTM	55	C	5	- Date/time/period

### Despatch Advice Summary Section

CNT	56	C	5	- Control total
UNT	57	M	1	- Message trailer

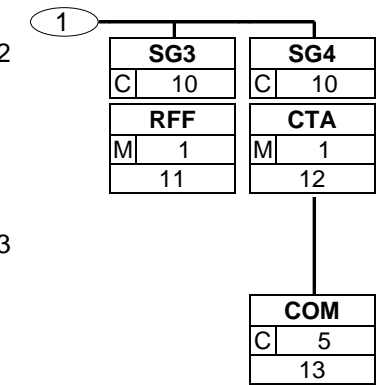


3. Branching Diagram

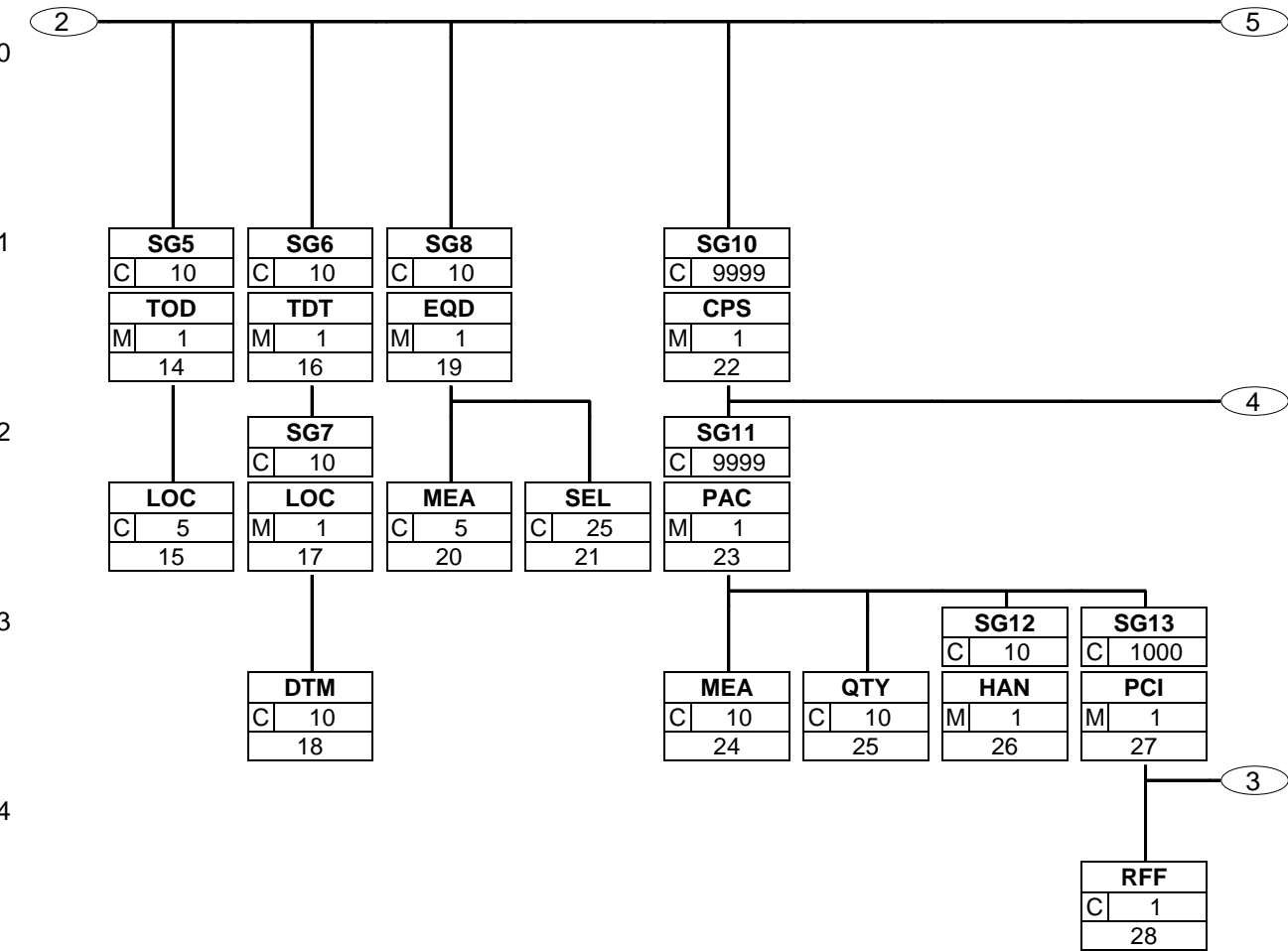


### 3. Branching Diagram

---

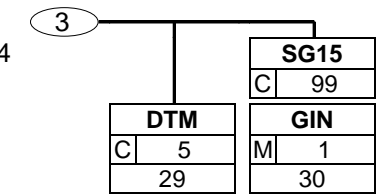


3. Branching Diagram



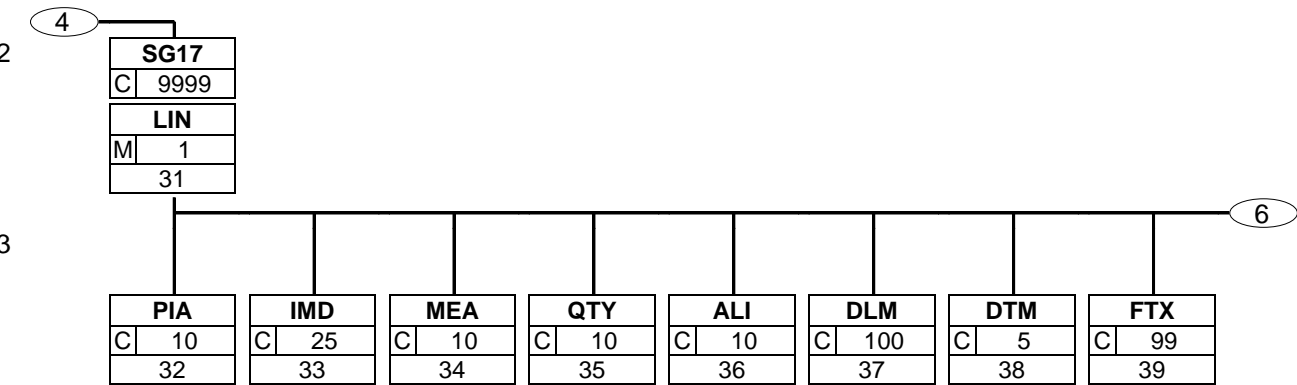
### 3. Branching Diagram

---

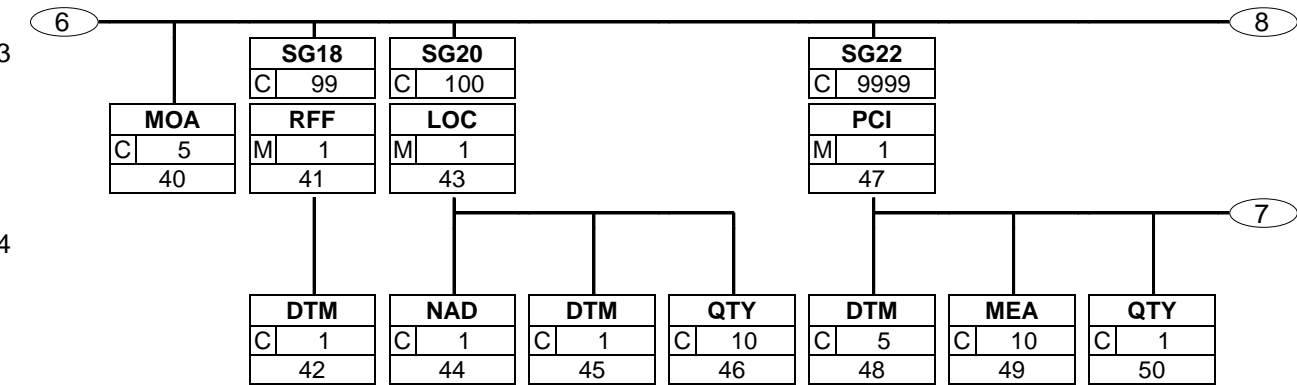


3. Branching Diagram

---

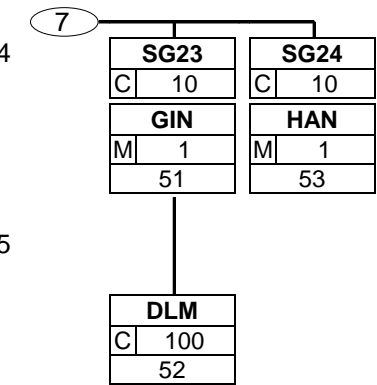


3. Branching Diagram



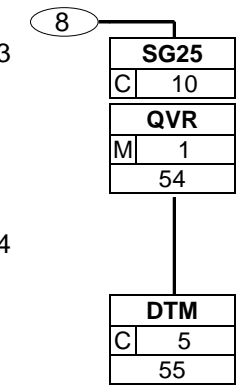
### 3. Branching Diagram

---



### 3. Branching Diagram

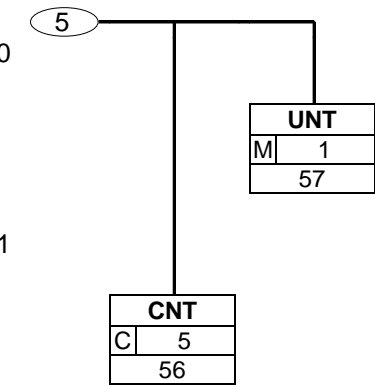
---





3. Branching Diagram

---



## 4. Segments Description

---

### Despatch Advice Heading Section

UNH - M 1	- Message header This segment is used to head, identify and specify a message.
BGM - M 1	- Beginning of message This segment is used to indicate the type and function of the message and to transmit the identifying number.
DTM - C 10	- Date/time/period This segment is used to specify the date of the Despatch Advice or any dates related to the delivery of goods.
ALI - C 5	- Additional information This segment is used to indicate special conditions or the country of origin for the whole message.
MEA - C 5	- Measurements This segment is used to specify the physical measurements of weight and volume, and/or storage limitations of the entire shipment.
MOA - C 5	- Monetary amount This segment is used to specify monetary amounts related to the despatch advice which are required by the consignee to prepare customs clearance procedures.
<b>SG1</b> - C 10	- <b>RFF-DTM</b> A group of segments giving references where necessary, their dates relating to the whole message, e.g. contract number.
RFF - M 1	- Reference This segment is used to provide references that apply to the whole transaction.
DTM - C 1	- Date/time/period This segment is used to specify dates relating to the references given in the previous RFF segment.
<b>SG2</b> - C 99	- <b>NAD-LOC-SG3-SG4</b> A group of segments identifying names, addresses, and locations relevant to the whole Despatch Advice.
NAD - M 1	- Name and address This segment is used to identify the trading partners involved in the Despatch Advice message. Identification of the supplier and buyer is recommended in the Despatch Advice. Additionally, the shipper and delivery party may be identified when different from the supplier or buyer.
LOC - C 10	- Place/location identification This segment is used to indicate more precise locations related to the party identified in the NAD segment. It is recommended that GLN -Format n13 - be used for the identification of all locations.
<b>SG3</b> - C 10	- <b>RFF</b> A group of segments giving references relevant only to the specified party rather than the whole message.
RFF - M 1	- Reference This segment is used to specify references related to the party identified in the previous NAD segment.
<b>SG4</b> - C 10	- <b>CTA-COM</b> A group of segments to identify the people, functions, departments and appropriate numbers to whom communication should be directed.

## 4. Segments Description

---

CTA - M 1	- Contact information This segment is used to identify contact names within the company specified in the NAD segment.
COM - C 5	- Communication contact This segment identifies the communications number and type of communications, for the person or department identified in the preceding CTA segment.
<b>SG5 - C 10</b>	- <b>TOD-LOC</b> A group of segments indicating terms of delivery.
TOD - M 1	- Terms of delivery or transport This segment is used to specify the terms of delivery for the despatch advice.
LOC - C 5	- Place/location identification This segment is used to indicate the location to which the terms of delivery are applicable.
<b>SG6 - C 10</b>	- <b>TDT-SG7</b> A group of segments specifying details of the mode and means of transport and date/time of departure and destination relevant to the whole despatch advice.
TDT - M 1	- Details of transport This segment is used to specify transport services used in the despatch advice.
<b>SG7 - C 10</b>	- <b>LOC-DTM</b> A group of segments giving the location and date/time information relative to the transportation.
LOC - M 1	- Place/location identification This segment is used to identify a location related to the transport details specified in the previous TDT segment.
DTM - C 10	- Date/time/period This segment is used to provide dates related to the transport details specified in the TDT segment.
<b>SG8 - C 10</b>	- <b>EQD-MEA-SEL</b> A group of segments providing information relative to the equipment used for the transportation of goods relevant to the whole despatch advice.
EQD - M 1	- Equipment details This segment is used to provide information on equipment which will be used in the despatch of the products ordered.
MEA - C 5	- Measurements This segment is used to specify physical measurements or dimensions of the equipment described in the EQD segment.
SEL - C 25	- Seal number This segment is used to specify a seal number which is connected to the equipment identified in the EQD segment.

### Despatch Advice Detail Section

<b>SG10 - C 9999</b>	- <b>CPS-SG11-SG17</b> A group of segments providing details of all package levels and of the individual despatched items contained in the consignment. This segment group provides the capability to give the hierarchical packing relationships. The group defines a logical top-down order structure.
CPS - M 1	- Consignment packing sequence This segment is used to identify the sequence in which packing of the consignment occurs.

#### 4. Segments Description

---

<b>SG11 - C 9999</b>	<b>- PAC-MEA-QTY-SG12-SG13</b>
	A group of segments identifying packaging, physical dimensions, marks and numbers, quantities, handling information and information about packing at this level.
PAC - M 1	- Package
	This segment can be used to identify the total number of packages per hierarchical level identified in the CPS segment, in a shipment. The contents of each package is subsequently described in the following LIN segment.
MEA - C 10	- Measurements
	This segment is used to provide measurements relevant to the packaging unit and level described in the PAC segment.
QTY - C 10	- Quantity
	This segment is used to specify the quantity per package specified in the PAC segment.
<b>SG12 - C 10</b>	<b>- HAN</b>
	A group of segments providing information on hazardous goods and handling.
HAN - M 1	- Handling instructions
	This segment is used to provide handling instructions relevant to the packaging unit and level described in the PAC segment.
<b>SG13 - C 1000</b>	<b>- PCI-RFF-DTM-SG15</b>
	A group of segments specifying markings, labels, and packing numbers.
PCI - M 1	- Package identification
	This segment is used to provide markings and labels information relevant to the packaging unit and level identified in the PAC segment.
RFF - C 1	- Reference
	This segment is used to specify any references which relate to the package identification, e.g., master label number.
DTM - C 5	- Date/time/period
	This segment is used to specify dates relating to the references given in the preceding RFF segment and to indicate the dates marked on the package identified in the PAC segment.
<b>SG15 - C 99</b>	<b>- GIN</b>
	A group of segments giving package identification numbers.
GIN - M 1	- Goods identity number
	This segment is used to provide identification numbers relevant to the packaging unit and level identified in the PAC segment.
<b>SG17 - C 9999</b>	<b>- LIN-PIA-IMD-MEA-QTY-ALI-DLM-DTM-FTX-MOA-SG18-SG20-SG22-SG25</b>
	A group of segments providing details of the individual despatched items.
LIN - M 1	- Line item
	This segment is used to identify the line item being despatched.
PIA - C 10	- Additional product id
	This segment is used to identify additional product codes for the current line item.
IMD - C 25	- Item description
	This segment is used to describe the current line item.
MEA - C 10	- Measurements
	This segment is used to specify the actual physical dimensions of the line item being despatched where the product is sold in variable lengths or volumes.

## 4. Segments Description

---

QTY - C 10	- Quantity This segment is used to specify the quantity of the product identified in the LIN segment which is about to be, or, has been despatched.
ALI - C 10	- Additional information This segment is used to indicate special conditions related to the current line item, and the country of origin.
DLM - C 100	- Delivery limitations This segment is used to specify any limitations on the delivery, e.g., Quality Control.
DTM - C 5	- Date/time/period This segment is used to specify relevant dates (and possibly times) and periods of the product which is about to be, or, has been despatched.
FTX - C 99	- Free text This segment is used to provide free form or coded text information.
MOA - C 5	- Monetary amount This segment can be used to specify monetary amounts related to the line item, acting as indicative price, pre-advice to the recipient, or required by the consignee to prepare customs clearance procedures.
<b>SG18</b> - C 99	- <b>RFF-DTM</b> A group of segments to give reference numbers and dates.
RFF - M 1	- Reference This segment is used to specify any references which are for the line item only.
DTM - C 1	- Date/time/period This segment is used to specify dates relating to the references given in the preceding RFF segment.
<b>SG20</b> - C 100	- <b>LOC-NAD-DTM-QTY</b> A group of segments giving location information and where relevant, additional addresses, date and time, and quantities.
LOC - M 1	- Place/location identification This segment may be used for 3 distinct purposes. 1. This segment is used to identify the location of delivery for a split delivery despatch advice. 2. This segment can also be used to identify a delivery location for a specific line item which might be different to the delivery location specified in the NAD or LOC segment in the heading section. 3. This segment can be used as well to specify traceability information for a specific line item. E.g. in the case of a meat product the processing country or processing facility in order to comply with legal requirements.
NAD - C 1	- Name and address This segment is used only when the ultimate delivery location identification cannot be codified using the previous LOC segment.
DTM - C 1	- Date/time/period This segment is used to indicate the date on which the delivery or split delivery will take place to the location identified in the LOC segment.
QTY - C 10	- Quantity This segment is used to indicate the delivery quantity for the delivery location specified in the previous LOC segment. The total of all quantities specified in the current segment group for the line must equal the value for the total quantity detailed in the QTY segment at line level.

## 4. Segments Description

---

<b>SG22</b> - C 9999	- <b>PCI-DTM-MEA-QTY-SG23-SG24</b> A group of segments identifying one specific package or a number of packages, their marks and numbers, measurements, quantities and date and time information.
PCI - M 1	- Package identification This segment is used to provide markings and labels information relevant to the product identified in the LIN segment.
DTM - C 5	- Date/time/period This segment is used to provide pertinent date and time details relating to the PCI segment.
MEA - C 10	- Measurements This segment is used to provide measurements relevant to the packaging unit identified in the PCI segment.
QTY - C 1	- Quantity This segment is used to define quantities contained relevant to the PCI segment.
<b>SG23</b> - C 10	- <b>GIN-DLM</b> A group of segments giving package identification numbers and, where relevant, delivery limitation information.
GIN - M 1	- Goods identity number This segment is used to provide identification numbers relevant to the packaging of the current line item.
DLM - C 100	- Delivery limitations This segment is used to specify any limitations on the delivery, e.g., Quality Control, for the packaging identified in the PCI segment.
<b>SG24</b> - C 10	- <b>HAN</b> A group of segment providing information on hazardous materials and handling.
HAN - M 1	- Handling instructions This segment is used to provide handling instructions.
<b>SG25</b> - C 10	- <b>QVR-DTM</b> A group of segments identifying quantity variances, the reason for the variance, and, when relevant, date and time information.
QVR - M 1	- Quantity variances This segment is used to specify any variances between what was ordered and what is ready for or has been despatched.
DTM - C 5	- Date/time/period This segment is used to specify dates relevant to the quantity variance specified in the preceding QVR segment.

### Despatch Advice Summary Section

CNT - C 5	- Control total This segment is used to provide message control information for checking on the message receiver's in-house system.
UNT - M 1	- Message trailer This segment is a mandatory UN/EDIFACT segment. It must always be the last segment in the message.

## 5. Segments Layout

This section describes each segment used in the EANCOM® Despatch Advice message. The original EDIFACT segment layout is listed. The appropriate comments relevant to the EANCOM® subset are indicated.

### Notes:

1. The segments are presented in the sequence in which they appear in the message. The segment or segment group tag is followed by the (M)andatory / (C)onditional indicator, the maximum number of occurrences and the segment description.

2. Reading from left to right, in column one, the data element tags and descriptions are shown, followed by in the second column the EDIFACT status (M or C), the field format, and the picture of the data elements. These first pieces of information constitute the original EDIFACT segment layout.

Following the EDIFACT information, EANCOM® specific information is provided in the third, fourth, and fifth columns. In the third column a status indicator for the use of (C)onditional EDIFACT data elements (see 2.1 through 2.3 below), in the fourth column the restricted indicator (see point 3 on the following page), and in the fifth column notes and code values used for specific data elements in the message.

2.1 (M)andatory data elements in EDIFACT segments retain their status in EANCOM®.

2.2 Additionally, there are five types of status for data elements with a (C)onditional EDIFACT status, whether for simple, component or composite data elements. These are listed below and can be identified when relevant by the following abbreviations:

- REQUIRED	<b>R</b>	Indicates that the entity is required and must be sent.
- ADVISED	<b>A</b>	Indicates that the entity is advised or recommended.
- DEPENDENT	<b>D</b>	Indicates that the entity must be sent in certain conditions, as defined by the relevant explanatory note.
- OPTIONAL	<b>O</b>	Indicates that the entity is optional and may be sent at the discretion of the user.
- NOT USED	<b>N</b>	Indicates that the entity is not used and should be omitted.

2.3 If a composite is flagged as **N, NOT USED**, all data elements within that composite will have blank status indicators assigned to them.

3. Status indicators detailed in the fourth column which directly relate to the code values detailed in the fifth **column** may have two values:

- RESTRICTED	*	A data element marked with an asterisk (*) in the fourth column indicates that the listed codes in column five are the only codes available for use with this data element, in this segment, in this message.
- OPEN		All data elements where coded representation of data is possible and a restricted set of code values is not indicated are open (no asterisk in fourth column). The available codes are listed in the EANCOM® Data Elements and Code Sets Directory. Code values may be given as examples or there may be a note on the format or type of code to be used.

4. Different colours are used for the code values in the segment details: restricted codes are in red and open codes in blue.

## 5. Segments Layout

Segment number: 1

UNH - M 1 - Message header				
<p>Function:</p> <p>A service segment starting and uniquely identifying a message. The message type code for the Despatch advice message is DESADV.</p> <p>Note:</p> <p>Despatch advice messages conforming to this document must contain the following data in segment UNH, composite S009:</p> <p>Data element 0065 DESADV</p> <p>0052 D</p> <p>0054 01B</p> <p>0051 UN</p>				
	EDIFACT	GS1	*	Description
0062 Message reference number	M an..14	<b>M</b>		Senders unique message reference. Sequence number of the messages in the interchange. DE 0062 in the UNT will be identical. Sender generated.
S009 MESSAGE IDENTIFIER	M	<b>M</b>		
0065 Message type	M an..6	<b>M</b>	*	DESADV = Despatch advice message
0052 Message version number	M an..3	<b>M</b>	*	D = Draft version/UN/EDIFACT Directory
0054 Message release number	M an..3	<b>M</b>	*	01B = Release 2001 - B
0051 Controlling agency, coded	M an..3	<b>M</b>	*	UN = UN/CEFACT
0057 Association assigned code	C an..6	<b>R</b>	*	EAN007 = GS1 version control number (GS1 Code) Indicates that the message is the EANCOM version 007 of the UNSM Despatch Advice.
0110 Code list directory version number	C an..6	<b>O</b>		This data element can be used to identify the codelist agreed by the interchange partners, e.g. EAN001 = EANCOM 2002 S4 codelist released on 01.12.2002 by GS1.
0113 Message type sub-function identification	C an..6	<b>N</b>		
0068 Common access reference	C an..35	<b>N</b>		
S010 STATUS OF THE TRANSFER	C	<b>N</b>		
0070 Sequence of transfers	M n..2			
0073 First and last transfer	C a1			
S016 MESSAGE SUBSET IDENTIFICATION	C	<b>N</b>		
0115 Message subset identification	M an..14			
0116 Message subset version number	C an..3			
0118 Message subset release number	C an..3			
0051 Controlling agency, coded	C an..3			
S017 MESSAGE IMPLEMENTATION GUIDELINE IDENTIFICATION	C	<b>N</b>		
0121 Message implementation guideline identification	M an..14			



## 5. Segments Layout

Segment number: 1

		EDIFACT	GS1	*	Description
0122	Message implementation guideline version number	C an..3			
0124	Message implementation guideline release number	C an..3			
0051	Controlling agency, coded	C an..3			
<b>S018</b>	<b>SCENARIO IDENTIFICATION</b>	<b>C</b>	<b>N</b>		
0127	Scenario identification	M an..14			
0128	Scenario version number	C an..3			
0130	Scenario release number	C an..3			
0051	Controlling agency, coded	C an..3			

### Segment Notes:

This segment is used to head, identify and specify a message.

DE's 0065, 0052, 0054, and 0051: Indicate that the message is a UNSM Despatch Advice message based on the D.01B directory under the control of the United Nations.

### Example:

UNH+ME000001+DESADV:D:01B:UN:EAN007'

## 5. Segments Layout

Segment number: 2

<b>BGM</b> - M 1 - Beginning of message					Description
Function:		EDIFACT	GS1	*	
C002	DOCUMENT/MESSAGE NAME	C	R		
1001	Document name code	C an..3	R	*	345 = Ready for despatch advice 351 = Despatch advice 35E = Returns advice (GS1 Code) YA5 = Intermediate handling cross docking despatch advice (GS1 Code) YA6 = Pre-packed cross docking [transshipment] despatch advice (GS1 Code) YA7 = Consignment despatch advice (GS1 Code) YB3 = Ready for transshipment despatch advice (GS1 Code)
1131	Code list identification code	C an..17	N		
3055	Code list responsible agency code	C an..3	D	*	9 = GS1 Data element 3055 is only used, if GS1 code values are used in data element 1001.
1000	Document name	C an..35	O		
C106	DOCUMENT/MESSAGE IDENTIFICATION	C	R		
1004	Document identifier	C an..35	R		Despatch Advice number assigned by the document sender. For global unique identification of documents Global Document Type Identifier (GDTI) is available.
1056	Version identifier	C an..9	N		
1060	Revision identifier	C an..6	N		
1225	Message function code	C an..3	R	*	1 = Cancellation 4 = Change 5 = Replace 7 = Duplicate 9 = Original 31 = Copy 42 = Confirmation via specific means The message function, coded is a critical data element in this segment. It applies to all data indicated in the message. Consequently, one separate message has to be provided per type of function required. The following definitions apply for the restricted codes: 1 = Cancellation - A cancellation of a previously sent despatch advice. The previous despatch advice number is specified in the RFF segment. 4 = Change - A change to a previously sent despatch advice. Only the area's changing need to be retransmitted. The previous despatch advice number is specified in the RFF segment. 5 = Replace - The current message cancels and replaces a previously sent instruction to despatch message. Identification of the previously sent

## 5. Segments Layout

Segment number: 2

	EDIFACT	GS1	*	Description
				<p>message should take place in the RFF segment.</p> <p>7 = Duplicate - A retransmission involving the same parties, on the specific request of the receiver.</p> <p>9 = Original - An original transmission of a Despatch advise.</p> <p>31 = Copy - A copy of a despatch advice for a third party for information purposes.</p> <p>42 = Confirmation via other means - A confirmation of a previous despatch advise sent by means other than EDI, e.g. Fax.</p>
4343 Response type code	C an..3	N		
<p><b>Segment Notes:</b></p> <p>This segment is used to indicate the type and function of the message and to transmit the identifying number. All references other than the document number DE 1004 are to be put in the RFF segment.</p> <p><b>Example:</b>  BGM+351+DES587441+9'</p>				

## 5. Segments Layout

Segment number: 3

<b>DTM</b> - C 10 - Date/time/period				
Function: Date/time/period related to the whole message. The DTM segment must be specified at least once to identify the Despatch Advice date.				
	EDIFACT	GS1	*	Description
C507 DATE/TIME/PERIOD	M	M		
2005 Date or time or period function code qualifier	M an..3	M	*	2 = Delivery date/time, requested 11 = Despatch date and/or time 17 = Delivery date/time, estimated 59 = Inbond movement authorization date 63 = Delivery date/time, latest 64 = Delivery date/time, earliest X13 = Expect to ship by (GS1 Code) 137 = Document/message date/time 162 = Release date of supplier 191 = Delivery date/time, expected 200 = Pick-up/collection date/time of cargo 234 = Collection date/time, earliest 235 = Collection date/time, latest 358 = Scheduled for delivery on or after 359 = Scheduled for delivery on or before 54E = Stuffing date/time (GS1 Code)
2380 Date or time or period value	C an..35	R		
2379 Date or time or period format code	C an..3	R		102 = CCYYMMDD 203 = CCYYMMDDHHMM 718 = CCYYMMDD-CCYYMMDD
Segment Notes:  This segment is used to specify the date of the Despatch Advice or any dates related to the delivery of goods. DE 2005: Identification of the 'Document/message date/time' (code value 137) is mandatory in an EANCOM message.  Example: DTM+137:20021101:102'				

## 5. Segments Layout

Segment number: 4

ALI - C 5 - Additional information				
Function: A segment indicating that the message is subject to special conditions due to origin, customs preference or commercial factors.				
	EDIFACT	GS1	*	Description
3239 Country of origin name code	C an..3	O		ISO 3166 two alpha country code
9213 Duty regime type code	C an..3	N		
4183 Special condition code	C an..3	O		143 = Replenished but not invoiced 168 = Standard pack shipment 169 = Pick pack shipment
4183 Special condition code	C an..3	N		
4183 Special condition code	C an..3	N		
4183 Special condition code	C an..3	N		
4183 Special condition code	C an..3	N		
Segment Notes: This segment is used to indicate special conditions or the country of origin for the whole message.  Example: ALI+++143'				

## 5. Segments Layout

Segment number: 5

<b>MEA</b> - C 5 - Measurements				
Function: A segment specifying the weight and volume of the consignment.				
	EDIFACT	GS1	*	Description
6311 Measurement purpose code qualifier	M an..3	<b>M</b>	*	SO = Storage limitation PD = Physical dimensions (product ordered)
C502 MEASUREMENT DETAILS	C	<b>R</b>		
6313 Measured attribute code	C an..3	<b>R</b>		G = Gross weight ABJ = Volume TC = Temperature
6321 Measurement significance code	C an..3	<b>O</b>		
6155 Non-discrete measurement name code	C an..17	<b>N</b>		
6154 Non-discrete measurement name	C an..70	<b>N</b>		
C174 VALUE/RANGE	C	<b>R</b>		DE 6314 / DE 6162 - DE 6152: ggf. wird ein diskreter Wert oder eine Spannweite angegeben, z.B. Temperatur.
6411 Measurement unit code	M an..3	<b>M</b>		CEL = degree celsius KGM = kilogram
6314 Measurement value	C an..18	<b>D</b>		
6162 Range minimum value	C n..18	<b>D</b>		
6152 Range maximum value	C n..18	<b>D</b>		
6432 Significant digits quantity	C n..2	<b>N</b>		
7383 Surface or layer code	C an..3	<b>N</b>		
<p>Segment Notes:</p> <p>This segment is used to specify the physical measurements of weight and volume, and/or storage limitations of the entire shipment.</p> <p>Example: MEA+SO+TC+CEL:-10'</p> <p>C174 DE 6314 / DE 6162 - DE 6152: Where applicable either a discrete value or a range is specified e.g. temperature.</p>				

## 5. Segments Layout

Segment number: 6

<b>MOA</b> - C 5 - Monetary amount				
Function: A segment to transmit monetary amounts for the whole despatch required by the consignee to prepare customs clearance procedures.				
	EDIFACT	GS1	*	Description
C516 MONETARY AMOUNT	M	M		
5025 Monetary amount type code qualifier	M an..3	M	*	9 = Amount due/amount payable 39 = Invoice total amount 98 = Original amount 369 = Goods and services tax X33 = Calculation basis excluding all taxes (GS1 Code) 64 = Freight charge 81 = Loading and handling cost 140 = Total service charge 542 = Unloading and handling cost
5004 Monetary amount	C n..35	R		
6345 Currency identification code	C an..3	R	*	ISO 4217 three alpha
6343 Currency type code qualifier	C an..3	N		
4405 Status description code	C an..3	N		
Segment Notes: This segment is used to specify monetary amounts related to the despatch advice which are required by the consignee to prepare customs clearance procedures.  Example: MOA+39:10000:USD'				

## 5. Segments Layout

Segment number: 7

<b>SG1</b>	- C	10 - RFF-DTM		
<b>RFF</b>	- M	1 - Reference		
Function: A segment for referencing documents relating to the whole despatch advice message, e.g. purchase orders, delivery instructions, import/export license.				
	EDIFACT	GS1	*	Description
C506	REFERENCE	M	<b>M</b>	
1153	Reference code qualifier	M an..3	<b>M</b>	AAJ = Delivery order number AAN = Delivery schedule number AAU = Despatch note number AWT = Administrative Reference Code CR = Customer reference number CT = Contract number IP = Import licence number ON = Order number (buyer) PK = Packing list number POR = Purchase order response number PP = Purchase order change number VN = Order number (supplier)
1154	Reference identifier	C an..70	<b>R</b>	
1156	Document line identifier	C an..6	<b>N</b>	
4000	Reference version identifier	C an..35	<b>N</b>	
1060	Revision identifier	C an..6	<b>N</b>	
Segment Notes: This segment is used to provide references that apply to the whole transaction.  Example: RFF+AAJ:12332'				



## 5. Segments Layout

Segment number: 8

<b>SG1</b>	- C	10 - RFF-DTM			
<b>DTM</b>	- C	1 - Date/time/period			
Function: Date/time/period from the referred document.					
	EDIFACT	GS1	*	Description	
C507	DATE/TIME/PERIOD	M	<b>M</b>		
2005	Date or time or period function code qualifier	M an..3	<b>M</b>	*	171 = Reference date/time 194 = Start date/time 206 = End date/time 54E = Stuffing date/time (GS1 Code)
2380	Date or time or period value	C an..35	<b>R</b>		
2379	Date or time or period format code	C an..3	<b>R</b>		102 = CCYYMMDD 718 = CCYYMMDD-CCYYMMDD
Segment Notes: This segment is used to specify dates relating to the references given in the previous RFF segment.  Example: DTM+171:20021101:102'					

## 5. Segments Layout

Segment number: 9

<b>SG2</b>	- C	99 - NAD-LOC-SG3-SG4			
<b>NAD</b>	- M	1 - Name and address			
Function: A segment for identifying names, addresses, and their functions relevant to the whole Despatch Advice. Identification of the parties involved is recommended for the Despatch Advice message, and is to be given in the NAD segment.  It is recommended that where possible, only the coded form of the party ID should be specified, e.g. the buyer and seller are known to each other, thus only the coded ID is required. The consignee or delivery address may vary and would have to be clearly specified, preferably in structured format.					
		EDIFACT	GS1	*	Description
3035	Party function code qualifier	M an..3	<b>M</b>		BY = Buyer DP = Delivery party DEQ = Shipper SU = Supplier UC = Ultimate consignee
C082	PARTY IDENTIFICATION DETAILS	C	<b>A</b>		
3039	Party identifier	M an..35	<b>M</b>		GLN - Format n13 For identification of parties it is recommended to use GLN - Format n13.
1131	Code list identification code	C an..17	<b>N</b>		
3055	Code list responsible agency code	C an..3	<b>R</b>	*	9 = GS1
C058	NAME AND ADDRESS	C	<b>O</b>		This composite may only be used to fulfill the requirements of directive 2003/58/EC, article 4.
3124	Name and address description	M an..35	<b>M</b>		
3124	Name and address description	C an..35	<b>O</b>		
3124	Name and address description	C an..35	<b>O</b>		
3124	Name and address description	C an..35	<b>O</b>		
3124	Name and address description	C an..35	<b>O</b>		
C080	PARTY NAME	C	<b>D</b>		
3036	Party name	M an..35	<b>M</b>		Party Name in clear text.
3036	Party name	C an..35	<b>O</b>		
3036	Party name	C an..35	<b>O</b>		
3036	Party name	C an..35	<b>O</b>		
3036	Party name	C an..35	<b>O</b>		
3045	Party name format code	C an..3	<b>O</b>		
C059	STREET	C	<b>D</b>		
3042	Street and number or post office box identifier	M an..35	<b>M</b>		Building Name/Number and Street
3042	Street and number or post office box identifier	C an..35	<b>O</b>		Name and/or P.O. Box
3042	Street and number or post office box identifier	C an..35	<b>O</b>		
3042	Street and number or post office box identifier	C an..35	<b>O</b>		

## 5. Segments Layout

Segment number: 9

		EDIFACT	GS1	*	Description
3164	City name	C an..35	D		City/Town, clear text.
C819	COUNTRY SUB-ENTITY DETAILS	C	D		
3229	Country sub-entity name code	C an..9	O		
1131	Code list identification code	C an..17	O		
3055	Code list responsible agency code	C an..3	O		
3228	Country sub-entity name	C an..70	O		County/State, clear text.
3251	Postal identification code	C an..17	D		Postal Code
3207	Country name code	C an..3	D		ISO 3166 two alpha code

### Segment Notes:

This segment is used to identify the trading partners involved in the Despatch Advice message. Identification of the supplier and buyer is recommended in the Despatch Advice. Additionally, the shipper and delivery party may be identified when different from the supplier or buyer.

The delivery address in NAD is the main delivery address valid for all line items. It can be overridden at line level by the use of the Segment Group 20 (LOC-NAD-DTM-QTY) in which multiple delivery addresses can be specified for split deliveries.

### Example:

NAD+BY+5411234512300::9'

NAD+SU+5412345123450::9'

### Dependency Notes:

The following composites and data elements are only used when a coded name and address can not be used.

The affected composites and data elements are as follows:

C080 - C059 - 3164 - C819 - 3251 - 3207

## 5. Segments Layout

Segment number: 10

<b>SG2</b>	- C	99 - NAD-LOC-SG3-SG4		
<b>LOC</b>	- C	10 - Place/location identification		
Function: A segment indicating more details regarding specific places/locations related to the party specified in the NAD segment, e.g. internal site/building number.				
	EDIFACT	GS1	*	Description
3227	Location function code qualifier	M an..3	M	7 = Place of delivery
C517	LOCATION IDENTIFICATION	C	A	
3225	Location name code	C an..25	A	Use GLN - Format n13. If not applicable, use codes from another appropriate code set.
1131	Code list identification code	C an..17	O	
3055	Code list responsible agency code	C an..3	D	9 = GS1 92 = Assigned by buyer or buyer's agent
3224	Location name	C an..256	O	
C519	RELATED LOCATION ONE IDENTIFICATION	C	N	
3223	First related location name code	C an..25		
1131	Code list identification code	C an..17		
3055	Code list responsible agency code	C an..3		
3222	First related location name	C an..70		
C553	RELATED LOCATION TWO IDENTIFICATION	C	N	
3233	Second related location name code	C an..25		
1131	Code list identification code	C an..17		
3055	Code list responsible agency code	C an..3		
3232	Second related location name	C an..70		
5479	Relation code	C an..3	N	
Segment Notes: This segment is used to indicate more precise locations related to the party identified in the NAD segment. It is recommended that GLN -Format n13 - be used for the identification of all locations. Example: LOC+7+5412345123472::9'				

## 5. Segments Layout

Segment number: 11

<b>SG2</b>	- C	99 - NAD-LOC-SG3-SG4	
<b>SG3</b>	- C	10 - RFF	
<b>RFF</b>	- M	1 - Reference	
Function:			
A segment for referencing documents relating to the party specified by the NAD segment.			
	EDIFACT	GS1 * Description	
C506 REFERENCE	M	<b>M</b>	
1153 Reference code qualifier	M an..3	<b>M</b>	*  ABP = Declarant's Customs identity number AMT = Goods and Services Tax identification number AVQ = Place of packing approval number YC1 = Additional party identification (GS1 Code) GN = Government reference number IA = Internal vendor number IT = Internal customer number VA = VAT registration number
1154 Reference identifier	C an..70	<b>R</b>	
1156 Document line identifier	C an..6	<b>N</b>	
4000 Reference version identifier	C an..35	<b>N</b>	
1060 Revision identifier	C an..6	<b>N</b>	
Segment Notes:			
This segment is used to specify references related to the party identified in the previous NAD segment.			
Example:			
RFF+VA:6558774'			

## 5. Segments Layout

Segment number: 12

<b>SG2</b>	- C	99 - NAD-LOC-SG3-SG4
<b>SG4</b>	- C	10 - CTA-COM
<b>CTA</b>	- M	1 - Contact information

Function:

A segment to identify the person, function or department to whom communication should be directed.

		EDIFACT	GS1	*	Description
3139	Contact function code	C an..3	<b>R</b>		DL = Delivery contact TR = Transport contact
C056	DEPARTMENT OR EMPLOYEE DETAILS	C	<b>O</b>		
3413	Department or employee name code	C an..17	<b>O</b>		
3412	Department or employee name	C an..35	<b>O</b>		

Segment Notes:

This segment is used to identify contact names within the company specified in the NAD segment.  
The use of GLN location codes - Format n13 - is particularly suitable for this purpose.

Example:

CTA+TR+:W MILLS'

CTA+TR+54123450000013'

## 5. Segments Layout

Segment number: 13

<b>SG2</b>	- C	99 - NAD-LOC-SG3-SG4
<b>SG4</b>	- C	10 - CTA-COM
<b>COM</b>	- C	5 - Communication contact

Function:

A segment to identify communication types and numbers for the person, function or department identified in the CTA.

		EDIFACT	GS1	*	Description
C076	COMMUNICATION CONTACT	M	<b>M</b>		
3148	Communication address identifier	M an..512	<b>M</b>		
3155	Communication address code qualifier	M an..3	<b>M</b>		EM = Electronic mail FX = Fax TE = Telephone TL = Telex XF = X.400

Segment Notes:

This segment identifies the communications number and type of communications, for the person or department identified in the preceding CTA segment.

Example:  
COM+004461879523:FX'

## 5. Segments Layout

Segment number: 14

<b>SG5</b>	- C	10 - TOD-LOC
<b>TOD</b>	- M	1 - Terms of delivery or transport
Function:		
A segment indicating the terms of delivery and transfer for the whole despatch advice.		
	EDIFACT	GS1 * Description
4055 Delivery or transport terms function code	C an..3	R 2 = Despatch condition 3 = Price and despatch condition
4215 Transport charges payment method code	C an..3	O DF = Defined by buyer and supplier PC = Prepaid but charged to customer
C100 TERMS OF DELIVERY OR TRANSPORT	C	A
4053 Delivery or transport terms description code	C an..3	R INCOTERMS (See EANCOM Codes Set) If INCOTERMS are applicable, then DE 3055 has to contain code value "9" and DE 1131 must be used.
1131 Code list identification code	C an..17	D
3055 Code list responsible agency code	C an..3	D
4052 Delivery or transport terms description	C an..70	O
4052 Delivery or transport terms description	C an..70	O
Segment Notes:		
This segment is used to specify the terms of delivery for the despatch advice.		
Example:		
TOD+3++CIF:2E:9'		



## 5. Segments Layout

Segment number: 15

<b>SG5</b>	- C	10 - TOD-LOC
<b>LOC</b>	- C	5 - Place/location identification
Function:		
A segment indicating locations relevant to the TOD segment.		
	EDIFACT	GS1 * Description
3227 Location function code qualifier	M an..3	<b>M</b> * 1 = Place of terms of delivery 40E = Packing Plant (GS1 Code)
C517 LOCATION IDENTIFICATION	C	<b>A</b>
3225 Location name code	C an..25	<b>A</b> UN/LOCODE
1131 Code list identification code	C an..17	<b>O</b>
3055 Code list responsible agency code	C an..3	<b>D</b> 3 = IATA (International Air Transport Association)
3224 Location name	C an..256	<b>O</b>
C519 RELATED LOCATION ONE IDENTIFICATION	C	<b>N</b>
3223 First related location name code	C an..25	
1131 Code list identification code	C an..17	
3055 Code list responsible agency code	C an..3	
3222 First related location name	C an..70	
C553 RELATED LOCATION TWO IDENTIFICATION	C	<b>N</b>
3233 Second related location name code	C an..25	
1131 Code list identification code	C an..17	
3055 Code list responsible agency code	C an..3	
3232 Second related location name	C an..70	
5479 Relation code	C an..3	<b>N</b>
Segment Notes:		
This segment is used to indicate the location to which the terms of delivery are applicable.		
Example: LOC+1+BE-BRU'		

## 5. Segments Layout

Segment number: 16

<b>SG6</b>	- C	10 - TDT-SG7			
<b>TDT</b>	- M	1 - Details of transport			
Function: A segment specifying the carriage, and the mode and means of transport of the goods being despatched.					
		<b>EDIFACT</b>	<b>GS1</b>	<b>*</b>	<b>Description</b>
8051	Transport stage code qualifier	M an..3	<b>M</b>		20 = Main-carriage transport
8028	Means of transport journey identifier	C an..17	<b>O</b>		Reference number covering the transport.
C220	MODE OF TRANSPORT	C	<b>A</b>		
8067	Transport mode name code	C an..3	<b>R</b>		10 = Maritime transport 20 = Rail transport 30 = Road transport 40 = Air transport 60 = Multimodal transport
8066	Transport mode name	C an..17	<b>N</b>		
C228	TRANSPORT MEANS	C	<b>O</b>		Die Datenelemente 8179 und 8178 werden nur dann benutzt, wenn der Transporttyp explizit identifiziert werden muß, d. h. wenn eine allgemeine Beschreibung, wie Straßentransport, nicht geeignet ist.
8179	Transport means description code	C an..8	<b>D</b>		23 = Rail bulk car 25 = Rail express 31 = Truck
8178	Transport means description	C an..17	<b>D</b>		
C040	CARRIER	C	<b>O</b>		
3127	Carrier identifier	C an..17	<b>A</b>		GLN - Format n13
1131	Code list identification code	C an..17	<b>O</b>		
3055	Code list responsible agency code	C an..3	<b>D</b>		9 = GS1 DE 3055 must be used if DE 3127 is used.
3128	Carrier name	C an..35	<b>O</b>		
8101	Transit direction indicator code	C an..3	<b>O</b>		BS = Buyer to supplier SB = Supplier to buyer
C401	EXCESS TRANSPORTATION INFORMATION	C	<b>N</b>		
8457	Excess transportation reason code	M an..3			
8459	Excess transportation responsibility code	M an..3			
7130	Customer shipment authorisation identifier	C an..17			
C222	TRANSPORT IDENTIFICATION	C	<b>O</b>		
8213	Transport means identification name identifier	C an..9	<b>O</b>		
1131	Code list identification code	C an..17	<b>O</b>		
3055	Code list responsible agency code	C an..3	<b>D</b>		DE 3055 must be used if DE 8213 is used.
8212	Transport means identification	C an..35	<b>R</b>		Vehicle licence plate/Aircraft number

## 5. Segments Layout

---

Segment number: 16

	EDIFACT	GS1	*	Description
name				
8453 Transport means nationality code	C an..3	<b>O</b>		ISO 3166 two alpha code
8281 Transport means ownership indicator code	C an..3	<b>N</b>		

**Segment Notes:**

This segment is used to specify transport services used in the despatch advice.

**Dependency Notes:**

DE C228: DE 8179 and DE 8178 are only used when the type of transport must be specifically identified, that is, when a generic description such as road transport is unsuitable.

**Example:**

TDT+20++30+31'

## 5. Segments Layout

Segment number: 17

<b>SG6</b>	- C	10 - TDT-SG7
<b>SG7</b>	- C	10 - LOC-DTM
<b>LOC</b>	- M	1 - Place/location identification
Function:		
A segment indicating locations relevant to the transport specified in the TDT segment.		
	EDIFACT	GS1 * Description
3227 Location function code qualifier	M an..3	<b>M</b> 5 = Place of departure
C517 LOCATION IDENTIFICATION	C	<b>A</b>
3225 Location name code	C an..25	<b>A</b> GLN - Format n13
1131 Code list identification code	C an..17	<b>O</b>
3055 Code list responsible agency code	C an..3	<b>D</b> 9 = GS1 194 = AU, AQIS (Australian Quarantine and Inspection Service)
3224 Location name	C an..256	<b>O</b>
C519 RELATED LOCATION ONE IDENTIFICATION	C	<b>N</b>
3223 First related location name code	C an..25	
1131 Code list identification code	C an..17	
3055 Code list responsible agency code	C an..3	
3222 First related location name	C an..70	
C553 RELATED LOCATION TWO IDENTIFICATION	C	<b>N</b>
3233 Second related location name code	C an..25	
1131 Code list identification code	C an..17	
3055 Code list responsible agency code	C an..3	
3232 Second related location name	C an..70	
5479 Relation code	C an..3	<b>N</b>
Segment Notes:		
This segment is used to identify a location related to the transport details specified in the previous TDT segment.		
Example: LOC+5+5412345678908::9'		

## 5. Segments Layout

Segment number: 18

<b>SG6</b>	- C	10 - TDT-SG7
<b>SG7</b>	- C	10 - LOC-DTM
<b>DTM</b>	- C	10 - Date/time/period
Function:		
A segment giving the date/time/period information of departure and/or arrival of the transported goods for the specified location.		
	EDIFACT	GS1 * Description
C507 DATE/TIME/PERIOD	M	<b>M</b>
2005 Date or time or period function code qualifier	M an..3	<b>M</b> * 11 = Despatch date and/or time 17 = Delivery date/time, estimated 189 = Departure date/time, scheduled 232 = Arrival date/time, scheduled 54E = Stuffing date/time (GS1 Code)
2380 Date or time or period value	C an..35	<b>R</b>
2379 Date or time or period format code	C an..3	<b>R</b> 102 = CCYYMMDD 203 = CCYYMMDDHHMM 718 = CCYYMMDD-CCYYMMDD
Segment Notes:		
This segment is used to provide dates related to the transport details specified in the TDT segment.		
Example:		
DTM+189:20021001:102'		

## 5. Segments Layout

Segment number: 19

<b>SG8</b>	- C	10 - EQD-MEA-SEL
<b>EQD</b>	- M	1 - Equipment details
Function:		
A segment to define fixed information regarding equipment used in conjunction with the whole despatch advice, and if required, to indicate responsibility for supply of the equipment.		
	EDIFACT	GS1 * Description
8053 Equipment type code qualifier	M an..3	<b>M</b> BPN = Box pallet non exchangeable CN = Container EFP = Exchangeable EUR flat pallet PA = Pallet UL = ULD (Unit load device)
C237 EQUIPMENT IDENTIFICATION	C	<b>O</b>
8260 Equipment identifier	C an..17	<b>A</b>
1131 Code list identification code	C an..17	<b>O</b>
3055 Code list responsible agency code	C an..3	<b>D</b> 9 = GS1
3207 Country name code	C an..3	<b>O</b>
C224 EQUIPMENT SIZE AND TYPE	C	<b>O</b>
8155 Equipment size and type description code	C an..10	<b>O</b>
1131 Code list identification code	C an..17	<b>O</b>
3055 Code list responsible agency code	C an..3	<b>D</b>
8154 Equipment size and type description	C an..35	<b>O</b>
8077 Equipment supplier code	C an..3	<b>O</b> 1 = Shipper supplied 2 = Carrier supplied
8249 Equipment status code	C an..3	<b>O</b>
8169 Full or empty indicator code	C an..3	<b>O</b>
Segment Notes:		
This segment is used to provide information on equipment which will be used in the despatch of the products ordered.		
Example: EQD+UL+93221'		

## 5. Segments Layout

Segment number: 20

<b>SG8</b>	- C	10 - EQD-MEA-SEL
<b>MEA</b>	- C	5 - Measurements
Function:		
A segment specifying physical measurements of equipment described in the EQD segment.		
	EDIFACT	GS1 * Description
6311 Measurement purpose code qualifier	M an..3	<b>M</b> AAH = Dimensions total weight PD = Physical dimensions (product ordered)
C502 MEASUREMENT DETAILS	C	<b>A</b>
6313 Measured attribute code	C an..3	<b>A</b> AAA = Unit net weight AAB = Unit gross weight DBX = Degree BRIX (GS1 Code) DN = Density HT = Height dimension LN = Length dimension UCO = Units per package (GS1 Code) WD = Width dimension X12 = Area (GS1 Code)
6321 Measurement significance code	C an..3	<b>O</b> 3 = Approximately 4 = Equal to
6155 Non-discrete measurement name code	C an..17	<b>O</b>
6154 Non-discrete measurement name	C an..70	<b>N</b>
C174 VALUE/RANGE	C	<b>R</b>
6411 Measurement unit code	M an..3	<b>M</b> CEL = degree celsius GRM = gram KGM = kilogram MMT = millimetre
6314 Measurement value	C an..18	<b>O</b>
6162 Range minimum value	C n..18	<b>O</b>
6152 Range maximum value	C n..18	<b>O</b>
6432 Significant digits quantity	C n..2	<b>N</b>
7383 Surface or layer code	C an..3	<b>N</b>
Segment Notes:		
This segment is used to specify physical measurements or dimensions of the equipment described in the EQD segment.		
Example:		
MEA+PD+AAB+GRM:1250'		

## 5. Segments Layout

Segment number: 21

<b>SG8</b>	- C	10 - EQD-MEA-SEL
<b>SEL</b>	- C	25 - Seal number
Function:		
A segment specifying a seal number connected to a specific equipment named in the EQD.		
	EDIFACT	GS1 * Description
9308 Seal identifier	C an..35	<b>R</b>
C215 SEAL ISSUER	C	<b>A</b>
9303 Sealing party name code	C an..3	<b>R</b> CA = Carrier CU = Customs SH = Shipper
1131 Code list identification code	C an..17	<b>O</b>
3055 Code list responsible agency code	C an..3	<b>D</b>
9302 Sealing party name	C an..35	<b>O</b>
4517 Seal condition code	C an..3	<b>N</b>
C208 IDENTITY NUMBER RANGE	C	<b>N</b>
7402 Object identifier	M an..35	
7402 Object identifier	C an..35	
Segment Notes:		
This segment is used to specify a seal number which is connected to the equipment identified in the EQD segment.		
Example: SEL+21876+CU'		



## 5. Segments Layout

Segment number: 22

<b>SG10</b> - C 9999 - CPS-SG11-SG17				
<b>CPS</b> - M 1 - Consignment packing sequence				
Function: A segment identifying the sequence in which packing of the consignment occurs, e.g. boxes loaded onto a pallet.				
		EDIFACT	GS1 *	Description
7164	Hierarchical structure level identifier	M an..35	<b>M</b>	Sequential numbering recommended.
7166	Hierarchical structure parent identifier	C an..35	<b>A</b>	
7075	Packaging level code	C an..3	<b>O</b>	<p>1E = Highest (GS1 Code)  4 = No packaging hierarchy  5 = Shipment Level</p> <p>The code '1E = Highest' can be used if a user wants explicitly identify that the CPS group is for the total shipment level.</p> <p>Code 4: Australian retailer has a requirement to capture a packaging level hierarchy that is non defined. It is used to define a level of packaging grouped to go to a specific location. It will allow users to group orders to go to specific locations and clearly delineate the extra level.</p>
<p>Segment Notes:</p> <p>This segment is used to identify the sequence in which packing of the consignment occurs. Please refer to the Structure of the Despatch Advice Message section in the introduction for details on the use of the CPS segment.</p> <p>Example:  CPS+1'</p>				

## 5. Segments Layout

Segment number: 23

<b>SG10</b>	- C	9999 - CPS-SG11-SG17		
<b>SG11</b>	- C	9999 - PAC-MEA-QTY-SG12-SG13		
<b>PAC</b>	- M	1 - Package		
Function:				
A segment specifying the number and type of the packages/physical units and the physical type of packaging for the despatched goods.				
	EDIFACT	GS1	*	Description
7224	Package quantity	C n..8	<b>O</b>	
C531	PACKAGING DETAILS	C	<b>A</b>	
7075	Packaging level code	C an..3	<b>N</b>	
7233	Packaging related description code	C an..3	<b>O</b>	50 = Package barcoded EAN-13 or EAN-8 51 = Package barcoded ITF-14 52 = Package barcoded UCC or EAN-128 78 = Package bar-coded and EPC tagged 79 = Package EPC tagged only
7073	Packaging terms and conditions code	C an..3	<b>O</b>	1 = Packaging cost paid by supplier 2 = Packaging cost paid by recipient 3 = Packaging cost not charged (returnable) 4E = Rented (GS1 Code) 27 = Package exchangeable at the point of delivery 25 = Safe return deposit 26 = Not reusable
C202	PACKAGE TYPE	C	<b>O</b>	
7065	Package type description code	C an..17	<b>A</b>	09 = Returnable pallet (GS1 Code) 201 = Pallet ISO 1 - 1/1 EURO Pallet (GS1 Code) PK = Package SL = Slipsheet
1131	Code list identification code	C an..17	<b>O</b>	
3055	Code list responsible agency code	C an..3	<b>D</b>	9 = GS1
7064	Type of packages	C an..35	<b>O</b>	
C402	PACKAGE TYPE IDENTIFICATION	C	<b>N</b>	
7077	Description format code	M an..3		
7064	Type of packages	M an..35		
7143	Item type identification code	C an..3		
7064	Type of packages	C an..35		
7143	Item type identification code	C an..3		
C532	RETURNABLE PACKAGE DETAILS	C	<b>D</b>	Composite C532 is only used where the packaging being described is returnable. This composite identifies who is responsible for payment of its return.
8395	Returnable package freight payment responsibility code	C an..3	<b>O</b>	1 = Paid by customer 2 = Free 3 = Paid by supplier
8393	Returnable package load contents code	C an..3	<b>N</b>	

## 5. Segments Layout

---

Segment number: 23

**Segment Notes:**

This segment can be used to identify the total number of packages per hierarchical level identified in the CPS segment, in a shipment. The contents of each package is subsequently described in the following LIN segment. Please refer to the 'Structure of the Despatch Advice Message' section in the introduction for details on the use of the PAC segment.

**Example:**

PAC+10++PK'

## 5. Segments Layout

Segment number: 24

<b>SG10</b>	- C	9999 - CPS-SG11-SG17
<b>SG11</b>	- C	9999 - PAC-MEA-QTY-SG12-SG13
<b>MEA</b>	- C	10 - Measurements
Function:		
A segment specifying physical measurements of the packages/physical units described in the PAC segment.		
	EDIFACT	GS1 * Description
6311 Measurement purpose code qualifier	M an..3	<b>M</b> PD = Physical dimensions (product ordered)
C502 MEASUREMENT DETAILS	C	<b>A</b>
6313 Measured attribute code	C an..3	<b>A</b> AAA = Unit net weight AAB = Unit gross weight DBX = Degree BRIX (GS1 Code) DN = Density HT = Height dimension LN = Length dimension UCO = Units per package (GS1 Code) WD = Width dimension
6321 Measurement significance code	C an..3	<b>O</b> 3 = Approximately 4 = Equal to
6155 Non-discrete measurement name code	C an..17	<b>N</b>
6154 Non-discrete measurement name	C an..70	<b>N</b>
C174 VALUE/RANGE	C	<b>R</b>
6411 Measurement unit code	M an..3	<b>M</b> CMT = centimetre KGM = kilogram LTR = litre
6314 Measurement value	C an..18	<b>O</b>
6162 Range minimum value	C n..18	<b>O</b>
6152 Range maximum value	C n..18	<b>O</b>
6432 Significant digits quantity	C n..2	<b>N</b>
7383 Surface or layer code	C an..3	<b>N</b>
Segment Notes:		
This segment is used to provide measurements relevant to the packaging unit and level described in the PAC segment.		
Example:		
MEA+PD+AAA+KGM:12'		

## 5. Segments Layout

Segment number: 25

<b>SG10</b>	- C	9999 - CPS-SG11-SG17
<b>SG11</b>	- C	9999 - PAC-MEA-QTY-SG12-SG13
<b>QTY</b>	- C	10 - Quantity
Function:		
A segment to specify the quantity per package described in the PAC segment.		
	EDIFACT	GS1 * Description
C186 QUANTITY DETAILS	M	<b>M</b>
6063 Quantity type code qualifier	M an..3	<b>M</b> * 21 = Ordered quantity 52 = Quantity per pack 59 = Number of consumer units in the traded unit
6060 Quantity	M an..35	<b>M</b>
6411 Measurement unit code	C an..3	<b>D</b> KGM = kilogram This DE is only used if the package being identified is of variable quantity.
Segment Notes:		
This segment is used to specify the quantity per package specified in the PAC segment.		
Example: QTY+52:24'		

## 5. Segments Layout

Segment number: 26

<b>SG10</b>	- C	9999 - CPS-SG11-SG17
<b>SG11</b>	- C	9999 - PAC-MEA-QTY-SG12-SG13
<b>SG12</b>	- C	10 - HAN
<b>HAN</b>	- M	1 - Handling instructions

Function:  
A segment providing information on required handling and notification of hazardous materials in the specified package.

	EDIFACT	GS1	*	Description
C524 HANDLING INSTRUCTIONS	C	A		
4079 Handling instruction description code	C an..3	R		BIG = Outsized (GS1 Code) CRU = Crushable (GS1 Code) EAT = Foodstuffs (GS1 Code) HWC = Handle with care (GS1 Code) STR = Stacking restricted (GS1 Code) UST = Unstackable (GS1 Code)
1131 Code list identification code	C an..17	A		
3055 Code list responsible agency code	C an..3	D	*	9 = GS1 60 = Assigned by national trade agency DE 3055 must be used if DE 4079 is used and does not contain an UN/EDIFACT code.
4078 Handling instruction description	C an..70	O		
C218 HAZARDOUS MATERIAL	C	O		
7419 Hazardous material category name code	C an..7	D		Used to provide the material class code of an organization. This DE is only used if the actual code is known.
1131 Code list identification code	C an..17	O		ADR = Accord European au transport international dangereuses (GS1 Code) HMT = Hazardous material standard text (GS1 Code) The preferred way to provide 'ADR international classification' or 'Hazardous material standard text' is to use DE 1131.
3055 Code list responsible agency code	C an..3	D		9 = GS1
7418 Hazardous material category name	C an..35	O		To be used when no code value is available for DE7419.

Segment Notes:  
This segment is used to provide handling instructions relevant to the packaging unit and level described in the PAC segment.  
Example:  
HAN+EAT'

## 5. Segments Layout

Segment number: 27

<b>SG10</b>	- C	9999 - CPS-SG11-SG17
<b>SG11</b>	- C	9999 - PAC-MEA-QTY-SG12-SG13
<b>SG13</b>	- C	1000 - PCI-RFF-DTM-SG15
<b>PCI</b>	- M	1 - Package identification
Function:		
A segment specifying markings and/or labels used on individual physical units (packages) described in the PAC segment.		
	EDIFACT	GS1 * Description
4233 Marking instructions code	C an..3	<b>R</b> 33E = Marked with serial shipping container code (GS1 Code) 41G = Marked with GS1 Global Returnable Asset Identifier (GS1 Code) 34 = Marked GS1 Global Individual Asset Identifier
C210 MARKS & LABELS	C	<b>O</b> If the date on the package is machine readable, the DTM segment below should be used and if it is human readable then DE 7102 should be used.
7102 Shipping marks description	M an..35	<b>M</b>
7102 Shipping marks description	C an..35	<b>O</b>
7102 Shipping marks description	C an..35	<b>O</b>
7102 Shipping marks description	C an..35	<b>O</b>
7102 Shipping marks description	C an..35	<b>O</b>
7102 Shipping marks description	C an..35	<b>O</b>
7102 Shipping marks description	C an..35	<b>O</b>
7102 Shipping marks description	C an..35	<b>O</b>
7102 Shipping marks description	C an..35	<b>O</b>
7102 Shipping marks description	C an..35	<b>O</b>
8275 Container or package contents indicator code	C an..3	<b>N</b>
C827 TYPE OF MARKING	C	<b>N</b>
7511 Marking type code	M an..3	
1131 Code list identification code	C an..17	
3055 Code list responsible agency code	C an..3	
Segment Notes:		
This segment is used to provide markings and labels information relevant to the packaging unit and level identified in the PAC segment.		
Example: PCI+33E'		

## 5. Segments Layout

Segment number: 28

<b>SG10</b>	- C	9999 - CPS-SG11-SG17
<b>SG11</b>	- C	9999 - PAC-MEA-QTY-SG12-SG13
<b>SG13</b>	- C	1000 - PCI-RFF-DTM-SG15
<b>RFF</b>	- C	1 - Reference

Function:  
A segment for referencing the package identification e.g. master label number.

	EDIFACT	GS1	*	Description
C506 REFERENCE	M	<b>M</b>		
1153 Reference code qualifier	M an..3	<b>M</b>		AAT = Master label number PK = Packing list number
1154 Reference identifier	C an..70	<b>R</b>		
1156 Document line identifier	C an..6	<b>N</b>		
4000 Reference version identifier	C an..35	<b>N</b>		
1060 Revision identifier	C an..6	<b>N</b>		

Segment Notes:  
This segment is used to specify any references which relate to the package identification, e.g., master label number.  
Example:  
RFF+AAT:9677'



## 5. Segments Layout

Segment number: 29

<b>SG10</b>	- C	9999 - CPS-SG11-SG17
<b>SG11</b>	- C	9999 - PAC-MEA-QTY-SG12-SG13
<b>SG13</b>	- C	1000 - PCI-RFF-DTM-SG15
<b>DTM</b>	- C	5 - Date/time/period

Function:

A segment for specifying date/time/period related to the document referenced.

		EDIFACT	GS1	*	Description
C507	DATE/TIME/PERIOD	M	<b>M</b>		
2005	Date or time or period function code qualifier	M an..3	<b>M</b>	*	36 = Expiry date 94 = Production/manufacture date 361 = Best before date 91E = First freezing date (GS1 Code) 171 = Reference date/time 54E = Stuffing date/time (GS1 Code)
2380	Date or time or period value	C an..35	<b>R</b>		
2379	Date or time or period format code	C an..3	<b>R</b>		102 = CCYYMMDD 201 = YYMMDDHHMM

Segment Notes:

This segment is used to specify dates relating to the references given in the preceding RFF segment and to indicate the dates marked on the package identified in the PAC segment.

Example:

DTM+171:20021101:102'

## 5. Segments Layout

Segment number: 30

<b>SG10</b>	- C	9999 - CPS-SG11-SG17
<b>SG11</b>	- C	9999 - PAC-MEA-QTY-SG12-SG13
<b>SG13</b>	- C	1000 - PCI-RFF-DTM-SG15
<b>SG15</b>	- C	99 - GIN
<b>GIN</b>	- M	1 - Goods identity number

Function:  
A segment providing the identity numbers of packages being despatched.

	EDIFACT	GS1	*	Description
7405 Object identification code qualifier	M an..3	<b>M</b>	*	AW = Serial shipping container code BJ = Serial shipping container code BN = Serial number BX = Batch number CU = GS1 Global Individual Asset Identifier RAG = GS1 Global Returnable Asset Identifier (GS1 Code) SRV = GS1 Global Trade Item Number (GS1 Code) In EANCOM it is recommended to use the Serial Shipping Container Code (SSCC) for unique identification of individual transport packages.
C208 IDENTITY NUMBER RANGE	M	<b>M</b>		
7402 Object identifier	M an..35	<b>M</b>		
7402 Object identifier	C an..35	<b>O</b>		
C208 IDENTITY NUMBER RANGE	C	<b>O</b>		
7402 Object identifier	M an..35	<b>M</b>		
7402 Object identifier	C an..35	<b>O</b>		
C208 IDENTITY NUMBER RANGE	C	<b>O</b>		
7402 Object identifier	M an..35	<b>M</b>		
7402 Object identifier	C an..35	<b>O</b>		
C208 IDENTITY NUMBER RANGE	C	<b>O</b>		
7402 Object identifier	M an..35	<b>M</b>		
7402 Object identifier	C an..35	<b>O</b>		
C208 IDENTITY NUMBER RANGE	C	<b>O</b>		
7402 Object identifier	M an..35	<b>M</b>		
7402 Object identifier	C an..35	<b>O</b>		

Segment Notes:  
This segment is used to provide identification numbers relevant to the packaging unit and level identified in the PAC segment.  
Example:  
GIN+BJ+354123450000000014:3541234500000000106'

## 5. Segments Layout

Segment number: 31

<b>SG10</b>	- C	9999 - CPS-SG11-SG17		
<b>SG17</b>	- C	9999 - LIN-PIA-IMD-MEA-QTY-ALI-DLM-DTM-FTX-MOA-SG18-SG20-SG22-SG25		
<b>LIN</b>	- M	1 - Line item		
Function: A segment identifying the product being despatched.  All other segments in the detail section following the LIN segment refer to that line item.				
	EDIFACT	GS1	*	Description
1082	Line item identifier	C an..6	R	Application generated number of the item lines within the Despatch Advice.
1229	Action request/notification description code	C an..3	N	
C212	ITEM NUMBER IDENTIFICATION	C	D	This composite is only used for the identification of GS1 codes. If another coding structure is required, e. g. HIBC, this composite will not be used and the code will be detailed in the PIA segment.
7140	Item identifier	C an..35	R	Format n..14 GTIN - this is the number of the article being despatched.
7143	Item type identification code	C an..3	R	* SRV = GS1 Global Trade Item Number
1131	Code list identification code	C an..17	N	
3055	Code list responsible agency code	C an..3	N	
C829	SUB-LINE INFORMATION	C	D	
5495	Sub-line indicator code	C an..3	R	* 1 = Sub-line information
1082	Line item identifier	C an..6	R	
1222	Configuration level number	C n..2	N	
7083	Configuration operation code	C an..3	N	
Segment Notes:  This segment is used to identify the line item being despatched. If Global Trade Item Numbers are available it is mandatory to use GTIN within the LIN segment.  Example: LIN+1++5412345123453:SRV'  Dependency Notes: C829 is only used when sub-lines are required. FOR A COMPLETE DESCRIPTION ON THE USAGE OF SUB-LINES PLEASE REFER TO PART I, SECTION 4.10.				

## 5. Segments Layout

Segment number: 32

<b>SG10</b>	- C	9999 - CPS-SG11-SG17		
<b>SG17</b>	- C	9999 - LIN-PIA-IMD-MEA-QTY-ALI-DLM-DTM-FTX-MOA-SG18-SG20-SG22-SG25		
<b>PIA</b>	- C	10 - Additional product id		
Function: A segment providing additional product identification.				
	EDIFACT	GS1	*	Description
4347    Product identifier code qualifier	M an..3	<b>M</b>	*	<div>1 = Additional identification</div> <div>3 = Substituted by</div> <div>4 = Substituted for</div> <div>5 = Product identification</div> <div>Product Id function, coded has the following restricted coded functions:</div> <div>1 = Additional Identification - To provide an additional identity for the primary article number identified in the LIN segment. The additional code can consist of: A supplemental identification which provides more information complementary to the main trade item number provided in the LIN segment, e.g., a batch number, promotional variant number, etc., An alternative identification which may be used instead of the main trade item number provided in the LIN segment, e.g., a buyer's article number, an HIBC code, etc., 3 = Substituted By - To provide the trade item number of a product which has substituted the product identified by the trade item number in the LIN segment.</div> <div>In the despatch advice this function code may be used to inform trading partners of the trade item number of the product originally ordered which has been substituted by another product identified in the LIN segment.</div> <div>4 = Substituted For - To provide the trade item number of a product which has been substituted by the product identified by the trade item number provided in the LIN segment.</div> <div>In the despatch advice this function code may be used to inform trading partners of the trade item number of the product originally ordered which has been substituted by another product identified in the LIN segment. In this case, the segment LIN will refer to the despatched product and the PIA segment will provide the trade item number of the unavailable product.</div> <div>5 - Product Identification - To provide the primary product identification code when no GTIN has been provided in the LIN segment.</div>
C212    ITEM NUMBER IDENTIFICATION	M	<b>M</b>		
7140    Item identifier	C an..35	<b>R</b>		
7143    Item type identification code	C an..3	<b>R</b>		<div>AC = HIBC (Health Industry Bar Code)</div> <div>IB = ISBN (International Standard Book Number)</div> <div>IN = Buyer's item number</div> <div>PV = Promotional variant number</div> <div>SA = Supplier's article number</div>

## 5. Segments Layout

Segment number: 32

	EDIFACT	GS1	*	Description
				SRV = GS1 Global Trade Item Number X1 = Slaughter number (GS1 Code) X2 = Ear-tag number (GS1 Code)
1131 Code list identification code	C an..17	O		
3055 Code list responsible agency code	C an..3	D		9 = GS1 91 = Assigned by supplier or supplier's agent 92 = Assigned by buyer or buyer's agent
C212 ITEM NUMBER IDENTIFICATION	C	O		
7140 Item identifier	C an..35	R		
7143 Item type identification code	C an..3	R		
1131 Code list identification code	C an..17	O		
3055 Code list responsible agency code	C an..3	D		
C212 ITEM NUMBER IDENTIFICATION	C	O		
7140 Item identifier	C an..35	R		
7143 Item type identification code	C an..3	R		
1131 Code list identification code	C an..17	O		
3055 Code list responsible agency code	C an..3	D		
C212 ITEM NUMBER IDENTIFICATION	C	O		
7140 Item identifier	C an..35	R		
7143 Item type identification code	C an..3	R		
1131 Code list identification code	C an..17	O		
3055 Code list responsible agency code	C an..3	D		
C212 ITEM NUMBER IDENTIFICATION	C	O		
7140 Item identifier	C an..35	R		
7143 Item type identification code	C an..3	R		
1131 Code list identification code	C an..17	O		
3055 Code list responsible agency code	C an..3	D		

### Segment Notes:

This segment is used to identify additional product codes for the current line item.

### Examples:

PIA+1+ABF5682:BP'

In this example the PIA segment is used to provide an additional identification to the trade item number provided in the LIN segment. The GTIN 5412345123453 provided in the LIN segment refers to the internal buyer's part number ABF5682.

PIA+3+5412345123095:SRV'

In this example the PIA segment is used to provide the trade item number of the product by which the product identified in the LIN segment by the GTIN 5412345123095 has been substituted.

## 5. Segments Layout

---

Segment number: 32

PIA+4+5412345123095:SRV'

In this example the PIA segment is used to provide the GTIN of the product which has been substituted by the former primary GTIN . The new GS1 article 5412345111184 would be included in the message in the LIN segment.

PIA+5+2209953C001L:AC'

This example details the HIBC code 2209953C001L which is provided as the primary product code because no GTIN was provided in the LIN segment.

## 5. Segments Layout

Segment number: 33

<b>SG10</b>	- C	9999 - CPS-SG11-SG17			
<b>SG17</b>	- C	9999 - LIN-PIA-IMD-MEA-QTY-ALI-DLM-DTM-FTX-MOA-SG18-SG20-SG22-SG25			
<b>IMD</b>	- C	25 - Item description			
Function:					
A segment for describing the product being despatched. This segment should be used for products that cannot be identified by a product code or article number.					
	EDIFACT	GS1	*	Description	
7077	Description format code	C an..3	R	*	C = Code (from industry code list) E = Free-form short description F = Free-form S = Structured (from industry code list) B = Code and text
C272	ITEM CHARACTERISTIC	C	O		
7081	Item characteristic code	C an..3	R		
1131	Code list identification code	C an..17	O		
3055	Code list responsible agency code	C an..3	D	*	9 = GS1 Must be used if DE7081 contains an GS1 code.
C273	ITEM DESCRIPTION	C	A		
7009	Item description code	C an..17	O		CU = Consumer unit (GS1 Code) DU = Despatch unit (GS1 Code) TU = Traded unit (GS1 Code) VQ = Variable quantity product (GS1 Code)
1131	Code list identification code	C an..17	O		
3055	Code list responsible agency code	C an..3	D		9 = GS1 91 = Assigned by supplier or supplier's agent 92 = Assigned by buyer or buyer's agent
7008	Item description	C an..256	O		
7008	Item description	C an..256	O		
3453	Language name code	C an..3	O		
7383	Surface or layer code	C an..3	N		
Segment Notes:					
This segment is used to describe the current line item.					
It is recommended to use this segment only for coded descriptions. Data element 7008 in clear text should only be used when no product code is available or when free-form descriptions are required by trading partners.					
Example:					
IMD+C++TU::9'					
IMD+F++::CORN CRISPIES'					

## 5. Segments Layout

Segment number: 34

<b>SG10</b>	- C	9999 - CPS-SG11-SG17
<b>SG17</b>	- C	9999 - LIN-PIA-IMD-MEA-QTY-ALI-DLM-DTM-FTX-MOA-SG18-SG20-SG22-SG25
<b>MEA</b>	- C	10 - Measurements
Function:		
A segment specifying physical measurements of the despatched item in original or unpacked form.		
	EDIFACT	GS1 * Description
6311 Measurement purpose code qualifier	M an..3	<b>M</b> PD = Physical dimensions (product ordered)
C502 MEASUREMENT DETAILS	C	<b>R</b>
6313 Measured attribute code	C an..3	<b>A</b> AAK = Fat content DI = Diameter DP = Depth HT = Height dimension LN = Length dimension TH = Thickness X13 = Acidity of meat (GS1 Code)
6321 Measurement significance code	C an..3	<b>O</b> 3 = Approximately 4 = Equal to
6155 Non-discrete measurement name code	C an..17	<b>N</b>
6154 Non-discrete measurement name	C an..70	<b>N</b>
C174 VALUE/RANGE	C	<b>R</b>
6411 Measurement unit code	M an..3	<b>M</b> CMT = centimetre FOT = foot MMT = millimetre MTR = metre YRD = yard
6314 Measurement value	C an..18	<b>O</b>
6162 Range minimum value	C n..18	<b>O</b>
6152 Range maximum value	C n..18	<b>O</b>
6432 Significant digits quantity	C n..2	<b>N</b>
7383 Surface or layer code	C an..3	<b>N</b>
Segment Notes:		
This segment is used to specify the actual physical dimensions of the line item being despatched where the product is sold in variable lengths or volumes.		
This segment must be used in conjunction with the LIN segment for the precise identification of the despatched product.		
Example:		
MEA+PD+LN:4+MTR:8'		
The precise length of the product identified by the GTIN 5412345123453 is 8 metres.		



## 5. Segments Layout

Segment number: 35

<b>SG10</b>	- C	9999 - CPS-SG11-SG17			
<b>SG17</b>	- C	9999 - LIN-PIA-IMD-MEA-QTY-ALI-DLM-DTM-FTX-MOA-SG18-SG20-SG22-SG25			
<b>QTY</b>	- C	10 - Quantity			
Function: A segment to give quantity information concerning the product.					
	EDIFACT	GS1	*	Description	
C186	QUANTITY DETAILS	M	<b>M</b>		
6063	Quantity type code qualifier	M an..3	<b>M</b>	*	12 = Despatch quantity 21 = Ordered quantity 59 = Number of consumer units in the traded unit 61 = Return quantity 121 = Over shipped 192 = Free goods quantity 193 = Free quantity included 45E = Number of units in higher packaging or configuration level (GS1 Code)
6060	Quantity	M an..35	<b>M</b>		
6411	Measurement unit code	C an..3	<b>D</b>		KGM = kilogram This DE is only used if the product being identified is of variable quantity.
Segment Notes: This segment is used to specify the quantity of the product identified in the LIN segment which is about to be, or, has been despatched. Example: QTY+12:400'					

## 5. Segments Layout

Segment number: 36

<b>SG10</b>	- C	9999 - CPS-SG11-SG17
<b>SG17</b>	- C	9999 - LIN-PIA-IMD-MEA-QTY-ALI-DLM-DTM-FTX-MOA-SG18-SG20-SG22-SG25
<b>ALI</b>	- C	10 - Additional information

Function:

A segment indicating that the line item is subject to special conditions due to origin, customs preference, or commercial factors.

		EDIFACT	GS1	*	Description
3239	Country of origin name code	C an..3	O		ISO 3166 two alpha country code
9213	Duty regime type code	C an..3	N		
4183	Special condition code	C an..3	O	*	97 = Promotional price
4183	Special condition code	C an..3	N		
4183	Special condition code	C an..3	N		
4183	Special condition code	C an..3	N		
4183	Special condition code	C an..3	N		

Segment Notes:

This segment is used to indicate special conditions related to the current line item, and the country of origin.

Example:

ALI+++97'

## 5. Segments Layout

Segment number: 37

<b>SG10</b>	- C	9999 - CPS-SG11-SG17			
<b>SG17</b>	- C	9999 - LIN-PIA-IMD-MEA-QTY-ALI-DLM-DTM-FTX-MOA-SG18-SG20-SG22-SG25			
<b>DLM</b>	- C	100 - Delivery limitations			
Function:					
A segment to identify any limitation on delivery of goods e.g. hold until final approval by supplier.					
		EDIFACT	GS1	*	Description
4455	Back order arrangement type code	C an..3	O		N = No back order Y = Back order if out of stock
C522	INSTRUCTION	C	O		
4403	Instruction type code qualifier	M an..3	M		
4401	Instruction description code	C an..3	O		
1131	Code list identification code	C an..17	O		
3055	Code list responsible agency code	C an..3	D		
4400	Instruction description	C an..35	O		
C214	SPECIAL SERVICES IDENTIFICATION	C	O		
7161	Special service description code	C an..3	O		0 = Released (GS1 Code) 1 = Quality control held (GS1 Code) 2 = Quality controlled embargo (GS1 Code) The special services data element can be used by a manufacturer to inform an internal warehouse or third party stockholder of the quality control status of the despatched goods, or goods ready to be despatched. The following codes apply: 0 = Released - informs the stockholder it is free to distribute the quality controlled passed goods already despatched or ready to be despatched. 1 = Quality Control Held - instructs the stockholder to withhold distribution of the goods already despatched or ready to be despatched until the manufacturer has completed a quality control assessment. Usually the stockholder will receive the whole consignment and the manufacturer will run quality control tests on production batches contained in the consignment. Once the manufacturer completes a positive quality control assessment, it communicates by other means a quality assurance certificate which releases the goods for further distribution by the stockholder. 2 = Quality Controlled Embargo - instructs the stockholder to withhold distribution of the goods already despatched or ready to be despatched, when some of the goods of the same production batch as goods contained in the consignment have failed quality control tests.
1131	Code list identification code	C an..17	O		
3055	Code list responsible agency code	C an..3	R	*	9 = GS1
7160	Special service description	C an..35	O		
7160	Special service description	C an..35	O		
4457	Substitution condition code	C an..3	N		

## 5. Segments Layout

---

Segment number: 37

Segment Notes:

This segment is used to specify any limitations on the delivery, e.g., Quality Control.

Example:

DLM+++0::9'

The goods have been released.

## 5. Segments Layout

Segment number: 38

<b>SG10</b>	- C	9999 - CPS-SG11-SG17
<b>SG17</b>	- C	9999 - LIN-PIA-IMD-MEA-QTY-ALI-DLM-DTM-FTX-MOA-SG18-SG20-SG22-SG25
<b>DTM</b>	- C	5 - Date/time/period

Function:  
A segment providing date, time information related to the line item, e.g. production date.

		EDIFACT	GS1	*	Description
C507	DATE/TIME/PERIOD	M	<b>M</b>		
2005	Date or time or period function code qualifier	M an..3	<b>M</b>	*	36 = Expiry date 94 = Production/manufacture date 100 = Product ageing period before delivery 361 = Best before date 365 = Packaging date 434 = Maturity date 656 = Age 54E = Stuffing date/time (GS1 Code) 90E = Product sterilisation date (GS1 Code) X18 = Maturity date, optimal (GS1 Code)
2380	Date or time or period value	C an..35	<b>R</b>		
2379	Date or time or period format code	C an..3	<b>R</b>		102 = CCYYMMDD 203 = CCYYMMDDHHMM 718 = CCYYMMDD-CCYYMMDD

Segment Notes:  
  
This segment is used to specify relevant dates (and possibly times) and periods of the product which is about to be, or, has been despatched.  
  
Example:  
DTM+36:20020910:102'  
Expiry date is the 10th of September 2002.

## 5. Segments Layout

Segment number: 39

<b>SG10</b>	- C	9999 - CPS-SG11-SG17		
<b>SG17</b>	- C	9999 - LIN-PIA-IMD-MEA-QTY-ALI-DLM-DTM-FTX-MOA-SG18-SG20-SG22-SG25		
<b>FTX</b>	- C	99 - Free text		
Function:				
A segment with free text information in coded or clear form to give further clarification, when required, to the line item. In computer to computer exchanges such text will normally require the receiver to process this segment manually.				
	EDIFACT	GS1	*	Description
4451	Text subject code qualifier	M an..3	<b>M</b>	GEN = Entire transaction set ZZZ = Mutually defined
4453	Free text function code	C an..3	<b>O</b>	* 1 = Text for subsequent use
C107	TEXT REFERENCE	C	<b>D</b>	This composite is only used when trading partners have agreed to use mutually defined code values.
4441	Free text value code	M an..17	<b>M</b>	002 = Standard text.....
1131	Code list identification code	C an..17	<b>O</b>	
3055	Code list responsible agency code	C an..3	<b>D</b>	91 = Assigned by supplier or supplier's agent 92 = Assigned by buyer or buyer's agent
C108	TEXT LITERAL	C	<b>D</b>	This composite is only used if coded text can not be used.
4440	Free text value	M an..512	<b>M</b>	
4440	Free text value	C an..512	<b>O</b>	
4440	Free text value	C an..512	<b>O</b>	
4440	Free text value	C an..512	<b>O</b>	
4440	Free text value	C an..512	<b>O</b>	
3453	Language name code	C an..3	<b>D</b>	ISO 639 two alpha code This data element is only used when non coded free text has been provided in data element C108.
4447	Free text format code	C an..3	<b>N</b>	
Segment Notes:				
This segment is used to provide free form or coded text information.				
Use of this segment in free form is not recommended since it may inhibit automatic processing of the Despatch Advice. Coded references to standard texts is an available functionality which enables automatic processing and reduces transmission and processing overheads. Standard texts should be mutually defined between trading partners and can be used to cover legal or other requirements.				
Example:				
FTX+ZZZ+1+002::91'				

## 5. Segments Layout

Segment number: 40

<b>SG10</b>	- C	9999 - CPS-SG11-SG17
<b>SG17</b>	- C	9999 - LIN-PIA-IMD-MEA-QTY-ALI-DLM-DTM-FTX-MOA-SG18-SG20-SG22-SG25
<b>MOA</b>	- C	5 - Monetary amount

Function:

A segment giving monetary amounts required by the consignee to undertake customs clearance procedures.

		EDIFACT	GS1	*	Description
C516	MONETARY AMOUNT	M	<b>M</b>		
5025	Monetary amount type code qualifier	M an..3	<b>M</b>	*	9 = Amount due/amount payable 38 = Invoice item amount 22 = Cash on delivery amount 203 = Line item amount 98 = Original amount X33 = Calculation basis excluding all taxes (GS1 Code) 64 = Freight charge 81 = Loading and handling cost 140 = Total service charge 542 = Unloading and handling cost 388 = Total amount including Value Added Tax (VAT)
5004	Monetary amount	C n..35	<b>R</b>		
6345	Currency identification code	C an..3	<b>R</b>	*	ISO 4217 three alpha
6343	Currency type code qualifier	C an..3	<b>N</b>		
4405	Status description code	C an..3	<b>N</b>		

Segment Notes:

This segment can be used to specify monetary amounts related to the line item, acting as indicative price, pre-advice to the recipient, or required by the consignee to prepare customs clearance procedures.

Example:

MOA+38:37:USD'

## 5. Segments Layout

Segment number: 41

<b>SG10</b>	- C	9999 - CPS-SG11-SG17
<b>SG17</b>	- C	9999 - LIN-PIA-IMD-MEA-QTY-ALI-DLM-DTM-FTX-MOA-SG18-SG20-SG22-SG25
<b>SG18</b>	- C	99 - RFF-DTM
<b>RFF</b>	- M	1 - Reference

Function:  
A segment identifying documents related to the line item.

	EDIFACT	GS1	*	Description
C506 REFERENCE	M	<b>M</b>		
1153 Reference code qualifier	M an..3	<b>M</b>		AAJ = Delivery order number AAN = Delivery schedule number AAU = Despatch note number AVQ = Place of packing approval number AWT = Administrative Reference Code CR = Customer reference number CT = Contract number IP = Import licence number ON = Order number (buyer) PK = Packing list number POR = Purchase order response number PP = Purchase order change number VN = Order number (supplier)
1154 Reference identifier	C an..70	<b>R</b>		
1156 Document line identifier	C an..6	<b>O</b>		
4000 Reference version identifier	C an..35	<b>N</b>		
1060 Revision identifier	C an..6	<b>N</b>		

Segment Notes:  
This segment is used to specify any references which are for the line item only.

Example:  
RFF+CT:CT051523'



## 5. Segments Layout

Segment number: 42

<b>SG10</b>	- C	9999 - CPS-SG11-SG17
<b>SG17</b>	- C	9999 - LIN-PIA-IMD-MEA-QTY-ALI-DLM-DTM-FTX-MOA-SG18-SG20-SG22-SG25
<b>SG18</b>	- C	99 - RFF-DTM
<b>DTM</b>	- C	1 - Date/time/period

Function:  
A segment for date/time/period relative to the referred document.

		EDIFACT	GS1	*	Description
C507	DATE/TIME/PERIOD	M	<b>M</b>		
2005	Date or time or period function code qualifier	M an..3	<b>M</b>	*	171 = Reference date/time 54E = Stuffing date/time (GS1 Code)
2380	Date or time or period value	C an..35	<b>R</b>		
2379	Date or time or period format code	C an..3	<b>R</b>		102 = CCYYMMDD

Segment Notes:  
This segment is used to specify dates relating to the references given in the preceding RFF segment.

Example:  
DTM+171:20021001:102'

## 5. Segments Layout

Segment number: 43

<b>SG10</b>	- C	9999 - CPS-SG11-SG17
<b>SG17</b>	- C	9999 - LIN-PIA-IMD-MEA-QTY-ALI-DLM-DTM-FTX-MOA-SG18-SG20-SG22-SG25
<b>SG20</b>	- C	100 - LOC-NAD-DTM-QTY
<b>LOC</b>	- M	1 - Place/location identification
Function:		
A segment identifying a specific location to which products will be delivered.		
	EDIFACT	GS1 * Description
3227 Location function code qualifier	M an..3	<b>M</b> 7 = Place of delivery 244 = Country of meat cutting 40E = Packing Plant (GS1 Code)
C517 LOCATION IDENTIFICATION	C	<b>A</b>
3225 Location name code	C an..25	<b>A</b> Place of delivery: GLN - Format n13 UN/LOCODE Traceability information: Licence number processing facility ISO 3166 two alpha code processing country
1131 Code list identification code	C an..17	<b>O</b>
3055 Code list responsible agency code	C an..3	<b>D</b> * 5 = ISO (International Organization for Standardization) 9 = GS1 92 = Assigned by buyer or buyer's agent 194 = AU, AQIS (Australian Quarantine and Inspection Service) DE 3055 must not be used if DE 3225 is used for traceability information if it is not an ISO code. While indicating the country, we use an ISO to detail the exact location. In this case DE3055 should be 5.
3224 Location name	C an..256	<b>O</b>
C519 RELATED LOCATION ONE IDENTIFICATION	C	<b>O</b>
3223 First related location name code	C an..25	<b>R</b> Specify ultimate delivery location, e.g. a specific point on a works site.
1131 Code list identification code	C an..17	<b>O</b>
3055 Code list responsible agency code	C an..3	<b>D</b>
3222 First related location name	C an..70	<b>O</b>
C553 RELATED LOCATION TWO IDENTIFICATION	C	<b>O</b>
3233 Second related location name code	C an..25	<b>R</b> Used to further detail the delivery location.
1131 Code list identification code	C an..17	<b>O</b>
3055 Code list responsible agency code	C an..3	<b>D</b>
3232 Second related location name	C an..70	<b>O</b>
5479 Relation code	C an..3	<b>D</b> DE 5479 is only used in the case of traceability when the explicit specification of the sequence of countries and locations where activities have been performed is mandatory. The number must be in ascending order, with no gaps and starting from 1. E.g. packed meat traceability.

## 5. Segments Layout

---

Segment number: 43

**Segment Notes:**

This segment may be used for 3 distinct purposes.

1. This segment is used to identify the location of delivery for a split delivery despatch advice.
  2. This segment can also be used to identify a delivery location for a specific line item which might be different to the delivery location specified in the NAD or LOC segment in the heading section.
  3. This segment can be used as well to specify traceability information for a specific line item. E.g. in the case of a meat product the processing country or processing facility in order to comply with legal requirements.
- It is recommended that GLN - Format n13 - be used to identify delivery locations.

**Example:**

LOC+7+5412345678908::9'

LOC+244+BE+++6'

## 5. Segments Layout

Segment number: 44

<b>SG10</b>	- C	9999 - CPS-SG11-SG17
<b>SG17</b>	- C	9999 - LIN-PIA-IMD-MEA-QTY-ALI-DLM-DTM-FTX-MOA-SG18-SG20-SG22-SG25
<b>SG20</b>	- C	100 - LOC-NAD-DTM-QTY
<b>NAD</b>	- C	1 - Name and address

Function:

A segment for identifying names and addresses and their functions relevant to the delivery point.

It is recommended that where possible only the coded form of the party ID should be specified, e.g. the buyer and seller are known to each other, thus only the coded ID is required. The consignee or delivery address may vary and would have to be clearly specified, preferably in structured format.

	EDIFACT	GS1	*	Description
3035 Party function code qualifier	M an..3	<b>M</b>		UD = Ultimate customer
C082 PARTY IDENTIFICATION DETAILS	C	<b>N</b>		
3039 Party identifier	M an..35			
1131 Code list identification code	C an..17			
3055 Code list responsible agency code	C an..3			
C058 NAME AND ADDRESS	C	<b>O</b>		This composite may only be used to fulfill the requirements of directive 2003/58/EC, article 4.
3124 Name and address description	M an..35	<b>M</b>		
3124 Name and address description	C an..35	<b>O</b>		
3124 Name and address description	C an..35	<b>O</b>		
3124 Name and address description	C an..35	<b>O</b>		
3124 Name and address description	C an..35	<b>O</b>		
C080 PARTY NAME	C	<b>R</b>		
3036 Party name	M an..35	<b>M</b>		
3036 Party name	C an..35	<b>O</b>		
3036 Party name	C an..35	<b>O</b>		
3036 Party name	C an..35	<b>O</b>		
3036 Party name	C an..35	<b>O</b>		
3045 Party name format code	C an..3	<b>O</b>		
C059 STREET	C	<b>R</b>		
3042 Street and number or post office box identifier	M an..35	<b>M</b>		Building Name/Number and Street Name and/or P.O. Box.
3042 Street and number or post office box identifier	C an..35	<b>O</b>		
3042 Street and number or post office box identifier	C an..35	<b>O</b>		
3042 Street and number or post office box identifier	C an..35	<b>O</b>		
3164 City name	C an..35	<b>O</b>		City/Town in clear text
C819 COUNTRY SUB-ENTITY DETAILS	C	<b>D</b>		
3229 Country sub-entity name code	C an..9	<b>O</b>		

## 5. Segments Layout

Segment number: 44

		EDIFACT	GS1	*	Description
1131	Code list identification code	C an..17	○		
3055	Code list responsible agency code	C an..3	○		
3228	Country sub-entity name	C an..70	○		County/State, clear text.
3251	Postal identification code	C an..17	○		Postal Code
3207	Country name code	C an..3	○		ISO 3166 two alpha code

### Segment Notes:

This segment is used only when the ultimate delivery location identification cannot be codified using the previous LOC segment.

### Example:

NAD+UD+++COMMERCEWEB+HIGHSTREET'

## 5. Segments Layout

Segment number: 45

<b>SG10</b>	- C	9999 - CPS-SG11-SG17
<b>SG17</b>	- C	9999 - LIN-PIA-IMD-MEA-QTY-ALI-DLM-DTM-FTX-MOA-SG18-SG20-SG22-SG25
<b>SG20</b>	- C	100 - LOC-NAD-DTM-QTY
<b>DTM</b>	- C	1 - Date/time/period
Function:		
A segment providing date/time information relevant for delivery to the specific location.		
	EDIFACT	GS1 * Description
C507 DATE/TIME/PERIOD	M	<b>M</b>
2005 Date or time or period function code qualifier	M an..3	<b>M</b> * 2 = Delivery date/time, requested 11 = Despatch date and/or time 17 = Delivery date/time, estimated 63 = Delivery date/time, latest 64 = Delivery date/time, earliest 69 = Delivery date/time, promised for 94 = Production/manufacture date 200 = Pick-up/collection date/time of cargo 793 = Reprocessing date/time 54E = Stuffing date/time (GS1 Code) X14 = Requested for delivery week commencing (GS1 Code) X17 = Product ageing duration, minimum (GS1 Code) X19 = Material Safety Data Sheet issue date (GS1 Code) X20 = Slaughter date/time (GS1 Code) X21 = Animal Birth date/time (GS1 Code)
2380 Date or time or period value	C an..35	<b>R</b>
2379 Date or time or period format code	C an..3	<b>R</b> 102 = CCYYMMDD 203 = CCYYMMDDHHMM 718 = CCYYMMDD-CCYYMMDD
Segment Notes:		
This segment is used to indicate the date on which the delivery or split delivery will take place to the location identified in the LOC segment.		
Example: DTM+2:20021001:102'		

## 5. Segments Layout

Segment number: 46

<b>SG10</b>	- C	9999 - CPS-SG11-SG17
<b>SG17</b>	- C	9999 - LIN-PIA-IMD-MEA-QTY-ALI-DLM-DTM-FTX-MOA-SG18-SG20-SG22-SG25
<b>SG20</b>	- C	100 - LOC-NAD-DTM-QTY
<b>QTY</b>	- C	10 - Quantity
Function:		
A segment to specify quantity for the given location.		
	EDIFACT	GS1 * Description
C186 QUANTITY DETAILS	M	<b>M</b>
6063 Quantity type code qualifier	M an..3	<b>M</b> * 11 = Split quantity 12 = Despatch quantity 21 = Ordered quantity
6060 Quantity	M an..35	<b>M</b>
6411 Measurement unit code	C an..3	<b>D</b> KGM = kilogram This DE is only used if the product being despatched is a variable quantity product.
Segment Notes:		
This segment is used to indicate the delivery quantity for the delivery location specified in the previous LOC segment. The total of all quantities specified in the current segment group for the line must equal the value for the total quantity detailed in the QTY segment at line level.		
Example: QTY+11:14'		

## 5. Segments Layout

Segment number: 47

<b>SG10</b>	- C	9999 - CPS-SG11-SG17
<b>SG17</b>	- C	9999 - LIN-PIA-IMD-MEA-QTY-ALI-DLM-DTM-FTX-MOA-SG18-SG20-SG22-SG25
<b>SG22</b>	- C	9999 - PCI-DTM-MEA-QTY-SG23-SG24
<b>PCI</b>	- M	1 - Package identification

Function:  
A segment specifying marking and labels used on individual packages or a range of packages.

	EDIFACT	GS1	*	Description
4233 Marking instructions code	C an..3	<b>O</b>		17 = Supplier's instructions 33E = Marked with serial shipping container code (GS1 Code) 41G = Marked with GS1 Global Returnable Asset Identifier (GS1 Code)
C210 MARKS & LABELS	C	<b>O</b>		Wenn das Datum maschinenlesbar ist, sollte das nachstehende DTM-Segment benutzt werden. Wenn das Datum visuell lesbar ist, sollte DE 7102 in diesem Segment benutzt werden.
7102 Shipping marks description	M an..35	<b>M</b>		
7102 Shipping marks description	C an..35	<b>O</b>		
7102 Shipping marks description	C an..35	<b>O</b>		
7102 Shipping marks description	C an..35	<b>O</b>		
7102 Shipping marks description	C an..35	<b>O</b>		
7102 Shipping marks description	C an..35	<b>O</b>		
7102 Shipping marks description	C an..35	<b>O</b>		
7102 Shipping marks description	C an..35	<b>O</b>		
7102 Shipping marks description	C an..35	<b>O</b>		
7102 Shipping marks description	C an..35	<b>O</b>		
8275 Container or package contents indicator code	C an..3	<b>N</b>		
C827 TYPE OF MARKING	C	<b>N</b>		
7511 Marking type code	M an..3			
1131 Code list identification code	C an..17			
3055 Code list responsible agency code	C an..3			

Segment Notes:  
This segment is used to provide markings and labels information relevant to the product identified in the LIN segment.  
If the date is machine readable, the DTM segment below should be used. If the date is human readable DE 7102 in this segment should be used.  
  
Example:  
PCI+33E'



## 5. Segments Layout

Segment number: 48

<b>SG10</b>	- C	9999 - CPS-SG11-SG17
<b>SG17</b>	- C	9999 - LIN-PIA-IMD-MEA-QTY-ALI-DLM-DTM-FTX-MOA-SG18-SG20-SG22-SG25
<b>SG22</b>	- C	9999 - PCI-DTM-MEA-QTY-SG23-SG24
<b>DTM</b>	- C	5 - Date/time/period

Function:

A segment giving the date/time details related to the goods within the packages e.g. expiration date.

		EDIFACT	GS1	*	Description
C507	DATE/TIME/PERIOD	M	<b>M</b>		
2005	Date or time or period function code qualifier	M an..3	<b>M</b>		36 = Expiry date 94 = Production/manufacture date 360 = Sell by date 361 = Best before date 91E = First freezing date (GS1 Code)
2380	Date or time or period value	C an..35	<b>R</b>		
2379	Date or time or period format code	C an..3	<b>R</b>		102 = CCYYMMDD 203 = CCYYMMDDHHMM 718 = CCYYMMDD-CCYYMMDD

Segment Notes:

This segment is used to provide pertinent date and time details relating to the PCI segment.

Example:

DTM+94:20020901:102'

## 5. Segments Layout

Segment number: 49

<b>SG10</b>	- C	9999 - CPS-SG11-SG17
<b>SG17</b>	- C	9999 - LIN-PIA-IMD-MEA-QTY-ALI-DLM-DTM-FTX-MOA-SG18-SG20-SG22-SG25
<b>SG22</b>	- C	9999 - PCI-DTM-MEA-QTY-SG23-SG24
<b>MEA</b>	- C	10 - Measurements
Function:		
A segment specifying physical measurements of packages.		
	EDIFACT	GS1 * Description
6311 Measurement purpose code qualifier	M an..3	<b>M</b> PD = Physical dimensions (product ordered)
C502 MEASUREMENT DETAILS	C	<b>A</b>
6313 Measured attribute code	C an..3	<b>A</b> AAC = Total net weight AAD = Total gross weight HT = Height dimension LN = Length dimension WD = Width dimension
6321 Measurement significance code	C an..3	<b>O</b> 3 = Approximately 4 = Equal to
6155 Non-discrete measurement name code	C an..17	<b>N</b>
6154 Non-discrete measurement name	C an..70	<b>N</b>
C174 VALUE/RANGE	C	<b>R</b>
6411 Measurement unit code	M an..3	<b>M</b> CMT = centimetre KGM = kilogram LTR = litre
6314 Measurement value	C an..18	<b>O</b>
6162 Range minimum value	C n..18	<b>O</b>
6152 Range maximum value	C n..18	<b>O</b>
6432 Significant digits quantity	C n..2	<b>N</b>
7383 Surface or layer code	C an..3	<b>N</b>
Segment Notes:		
This segment is used to provide measurements relevant to the packaging unit identified in the PCI segment.		
Example: MEA+PD+AAC+KGM:12'		

## 5. Segments Layout

Segment number: 50

<b>SG10</b>	- C	9999 - CPS-SG11-SG17
<b>SG17</b>	- C	9999 - LIN-PIA-IMD-MEA-QTY-ALI-DLM-DTM-FTX-MOA-SG18-SG20-SG22-SG25
<b>SG22</b>	- C	9999 - PCI-DTM-MEA-QTY-SG23-SG24
<b>QTY</b>	- C	1 - Quantity
Function:		
A segment to specify quantity per package.		
	EDIFACT	GS1 * Description
C186 QUANTITY DETAILS	M	<b>M</b>
6063 Quantity type code qualifier	M an..3	<b>M</b> 59 = Number of consumer units in the traded unit
6060 Quantity	M an..35	<b>M</b>
6411 Measurement unit code	C an..3	<b>D</b> PCE = Piece (GS1 Code) This DE is only used if the product being despatched is of variable quantity.
Segment Notes:		
This segment is used to define quantities contained relevant to the PCI segment.		
Example:		
QTY+59:48'		

## 5. Segments Layout

Segment number: 51

<b>SG10</b>	- C	9999 - CPS-SG11-SG17
<b>SG17</b>	- C	9999 - LIN-PIA-IMD-MEA-QTY-ALI-DLM-DTM-FTX-MOA-SG18-SG20-SG22-SG25
<b>SG22</b>	- C	9999 - PCI-DTM-MEA-QTY-SG23-SG24
<b>SG23</b>	- C	10 - GIN-DLM
<b>GIN</b>	- M	1 - Goods identity number
Function:		
A segment providing identification numbers being applied to the packages despatched.		
	EDIFACT	GS1 * Description
7405 Object identification code qualifier	M an..3	<b>M</b> * BJ = Serial shipping container code BN = Serial number BX = Batch number SRV = GS1 Global Trade Item Number (GS1 Code) AW = Serial shipping container code
C208 IDENTITY NUMBER RANGE	M	<b>M</b>
7402 Object identifier	M an..35	<b>M</b>
7402 Object identifier	C an..35	<b>O</b>
C208 IDENTITY NUMBER RANGE	C	<b>O</b>
7402 Object identifier	M an..35	<b>M</b>
7402 Object identifier	C an..35	<b>O</b>
C208 IDENTITY NUMBER RANGE	C	<b>O</b>
7402 Object identifier	M an..35	<b>M</b>
7402 Object identifier	C an..35	<b>O</b>
C208 IDENTITY NUMBER RANGE	C	<b>O</b>
7402 Object identifier	M an..35	<b>M</b>
7402 Object identifier	C an..35	<b>O</b>
C208 IDENTITY NUMBER RANGE	C	<b>O</b>
7402 Object identifier	M an..35	<b>M</b>
7402 Object identifier	C an..35	<b>O</b>
Segment Notes:		
This segment is used to provide identification numbers relevant to the packaging of the current line item. In EANCOM it is recommended to use the Serial Shipping Container Code (SSCC's) for unique identification of individual transport packages.		
Example:		
GIN+BJ+354123450000000014:354123450000000106'		

## 5. Segments Layout

Segment number: 52

<b>SG10</b>	- C	9999 - CPS-SG11-SG17
<b>SG17</b>	- C	9999 - LIN-PIA-IMD-MEA-QTY-ALI-DLM-DTM-FTX-MOA-SG18-SG20-SG22-SG25
<b>SG22</b>	- C	9999 - PCI-DTM-MEA-QTY-SG23-SG24
<b>SG23</b>	- C	10 - GIN-DLM
<b>DLM</b>	- C	100 - Delivery limitations
Function:		
A segment to identify any limitation on delivery of goods e.g. hold until final approval by supplier.		
	EDIFACT	GS1 * Description
4455 Back order arrangement type code	C an..3	<b>O</b> N = No back order Y = Back order if out of stock
C522 INSTRUCTION	C	<b>O</b>
4403 Instruction type code qualifier	M an..3	<b>M</b>
4401 Instruction description code	C an..3	<b>O</b>
1131 Code list identification code	C an..17	<b>O</b>
3055 Code list responsible agency code	C an..3	<b>D</b>
4400 Instruction description	C an..35	<b>O</b>
C214 SPECIAL SERVICES IDENTIFICATION	C	<b>O</b>
7161 Special service description code	C an..3	<b>O</b> 0 = Released (GS1 Code) 1 = Quality control held (GS1 Code) 2 = Quality controlled embargo (GS1 Code) The special services data element can be used by a manufacturer to inform an internal warehouse or third party stockholder of the quality control status of the despatched goods, or goods ready to be despatched. The following codes apply: 0 = Released - informs the stockholder it is free to distribute the quality controlled passed goods already despatched or ready to be despatched. 1 = Quality Control Held - instructs the stockholder to withhold distribution of the goods already despatched or ready to be despatched until the manufacturer has completed a quality control assessment. Usually the stockholder will receive the whole consignment and the manufacturer will run quality control tests on production batches contained in the consignment. Once the manufacturer completes a positive quality control assessment, it communicates by other means a quality assurance certificate which releases the goods for further distribution by the stockholder. 2 = Quality Controlled Embargo - instructs the stockholder to withhold distribution of the goods already despatched or ready to be despatched, when some of the goods of the same production batch as goods contained in the consignment have failed quality control tests.
1131 Code list identification code	C an..17	<b>O</b>
3055 Code list responsible agency code	C an..3	<b>D</b> * 9 = GS1 DE 3055: This data element is only used if GS1 codes are used in data element 7161.

## 5. Segments Layout

---

Segment number: 52

		EDIFACT	GS1	*	Description
7160	Special service description	C an..35	<b>O</b>		
7160	Special service description	C an..35	<b>N</b>		
4457	Substitution condition code	C an..3	<b>N</b>		
<p>Segment Notes:</p> <p>This segment is used to specify any limitations on the delivery, e.g., Quality Control, for the packaging identified in the PCI segment.</p> <p>Example: DLM+++0::9'</p>					

## 5. Segments Layout

Segment number: 53

<b>SG10</b>	- C	9999 - CPS-SG11-SG17
<b>SG17</b>	- C	9999 - LIN-PIA-IMD-MEA-QTY-ALI-DLM-DTM-FTX-MOA-SG18-SG20-SG22-SG25
<b>SG22</b>	- C	9999 - PCI-DTM-MEA-QTY-SG23-SG24
<b>SG24</b>	- C	10 - HAN
<b>HAN</b>	- M	1 - Handling instructions

Function:

A segment providing information on handling and notification of hazardous materials.

		EDIFACT	GS1	*	Description
C524	HANDLING INSTRUCTIONS	C	O		
4079	Handling instruction description code	C an..3	R		BIG = Outsized (GS1 Code) CRU = Crushable (GS1 Code) EAT = Foodstuffs (GS1 Code) HWC = Handle with care (GS1 Code) PSC = Pest controlling (GS1 Code) STR = Stacking restricted (GS1 Code) UST = Unstackable (GS1 Code)
1131	Code list identification code	C an..17	N		
3055	Code list responsible agency code	C an..3	D	*	9 = GS1 This data element is only used when GS1 codes are used in data element 1131.
4078	Handling instruction description	C an..70	O		
C218	HAZARDOUS MATERIAL	C	O		
7419	Hazardous material category name code	C an..7	D		Used to provide the material class code of an organization. The preferred way to provide 'ADR international classification' or 'Hazardous material standard text' is to use DE 1131. This data element is only used if the actual code is known.
1131	Code list identification code	C an..17	O		ADR = Accord Europeen au transport international dangereuses (GS1 Code) HMT = Hazardous material standard text (GS1 Code)
3055	Code list responsible agency code	C an..3	D		This data element is only used when GS1 codes are used in data element 1131.
7418	Hazardous material category name	C an..35	O		To be used when no code value is available for DE7419.

Segment Notes:

This segment is used to provide handling instructions.

Example:

HAN+EAT'

## 5. Segments Layout

Segment number: 54

<b>SG10</b>	- C	9999 - CPS-SG11-SG17
<b>SG17</b>	- C	9999 - LIN-PIA-IMD-MEA-QTY-ALI-DLM-DTM-FTX-MOA-SG18-SG20-SG22-SG25
<b>SG25</b>	- C	10 - QVR-DTM
<b>QVR</b>	- M	1 - Quantity variances

Function:  
A segment identifying a quantity variance and the reason for the variance.

	EDIFACT	GS1	*	Description
C279 QUANTITY DIFFERENCE INFORMATION	C	R		
6064 Quantity variance value	M n..15	M		Specify the actual variance amount here.
6063 Quantity type code qualifier	C an..3	R	*	21 = Ordered quantity 66 = Committed quantity
4221 Discrepancy nature identification code	C an..3	O		BP = Shipment partial - back order to follow CP = Shipment partial - considered complete, no backorder
C960 REASON FOR CHANGE	C	O		
4295 Change reason description code	C an..3	O		WR = Temporarily unavailable
1131 Code list identification code	C an..17	O		
3055 Code list responsible agency code	C an..3	D		9 = GS1
4294 Change reason description	C an..35	O		

Segment Notes:

This segment is used to specify any variances between what was ordered and what is ready for or has been despatched.

The quantity identified in DE 6064 must always refer to the difference between the despatched quantity identified in DE 6060 of QTY at LIN level and the ordered quantity. For negative values (e.g. damaged goods not accepted) the variance must be expressed as negative.

Example:  
QVR+-50:21'

The QTY at line level identified the fact that 450 units were ordered and that 400 were being despatched, so therefore the quantity variance is 50 units.



## 5. Segments Layout

Segment number: 55

<b>SG10</b>	- C	9999 - CPS-SG11-SG17
<b>SG17</b>	- C	9999 - LIN-PIA-IMD-MEA-QTY-ALI-DLM-DTM-FTX-MOA-SG18-SG20-SG22-SG25
<b>SG25</b>	- C	10 - QVR-DTM
<b>DTM</b>	- C	5 - Date/time/period

Function:

A segment to give date and time information relative to the quantity variances, e.g. proposed delivery date on the back order.

		EDIFACT	GS1	*	Description
C507	DATE/TIME/PERIOD	M	<b>M</b>		
2005	Date or time or period function code qualifier	M an..3	<b>M</b>		X13 = Expect to ship by (GS1 Code)
2380	Date or time or period value	C an..35	<b>R</b>		
2379	Date or time or period format code	C an..3	<b>R</b>		102 = CCYYMMDD 203 = CCYYMMDDHHMM 718 = CCYYMMDD-CCYYMMDD

Segment Notes:

This segment is used to specify dates relevant to the quantity variance specified in the preceding QVR segment.

Example:

DTM+X13:20021115:102'

## 5. Segments Layout

Segment number: 56

<b>CNT</b>		- C	5 - Control total		
Function:					
A segment by which control totals may be provided by sender for checking by the receiver.					
		EDIFACT	GS1	*	Description
C270	CONTROL	M	M		
6069	Control total type code qualifier	M an..3	M	*	<p>1 = Total value of the quantity segments at line level in a message</p> <p>2 = Number of line items in message</p> <p>7 = Total gross weight</p> <p>11 = Total number of packages</p> <p>26 = Total gross measurement/cube</p> <p>29 = Total net weight of consignment</p> <p>1. When using code value '7= Total gross weight' in this data element the total specified in data element 6066 is arrived at by adding the values in data element 6314 of the MEA segment at LIN level when code value AAB is used in the same MEA segment.</p> <p>2. When using value '26' in this data element the total specified in data element 6066 is arrived at by adding the values specified in data element 6314 of the MEA segment at line item level when the GMC (Gross Measurement Cube) code is used in data element 6313.</p> <p>3. When using code value '11= Total number of packages' in this data element the total specified in data element 6066 is arrived at by adding the values in data element 7224 of the PAC segments in the messages.</p> <p>4. When using code value '29 = Total net weight of consignment' in this data element the total specified in data element 6066 is arrived at by adding the values in data element 6314 of the MEA segment at LIN level when code value AAA is used in the same MEA segment.</p>
6066	Control total value	M n..18	M		
6411	Measurement unit code	C an..3	O		
Segment Notes:					
This segment is used to provide message control information for checking on the message receiver's in-house system.					
Example: CNT+2:12'					

## 5. Segments Layout

---

Segment number: 57

<b>UNT</b> - M 1 - Message trailer				
Function: A service segment ending a message, giving the total number of segments in the message (including the UNH & UNT) and the control reference number of the message.				
		<b>EDIFACT</b>	<b>GS1</b>	<b>*</b> Description
0074	Number of segments in a message	M n..10	<b>M</b>	The total number of segments in the message is detailed here.
0062	Message reference number	M an..14	<b>M</b>	The message reference numbered detailed here should equal the one specified in the UNH segment.
Segment Notes: This segment is a mandatory UN/EDIFACT segment. It must always be the last segment in the message.  Example: UNT+57+ME000001'				

## **6. Examples**

---

The following is an example of a Despatch Advice message providing a description of a consignment of goods to be despatched by the supplier of the goods, identified by GLN 5411234512309. The buyer of the goods is identified by GLN 5412345000013 and the warehouse where the goods are to be delivered is identified by GLN 5412345123453.

The Despatch Advice, reference number DES587441 is sent on the 1st April 2002. The goods to be despatched are a complete shipment of the goods purchased on the 25th March 2002 according to the buyer's purchase order number 12332. They are to be despatched on the 3rd April and are scheduled to arrive on the same day.

The despatch advice refers to a consignment of goods to be despatched, containing 2 pallets, each pallet uniquely identified by an EAN.UCC serial shipping container code.

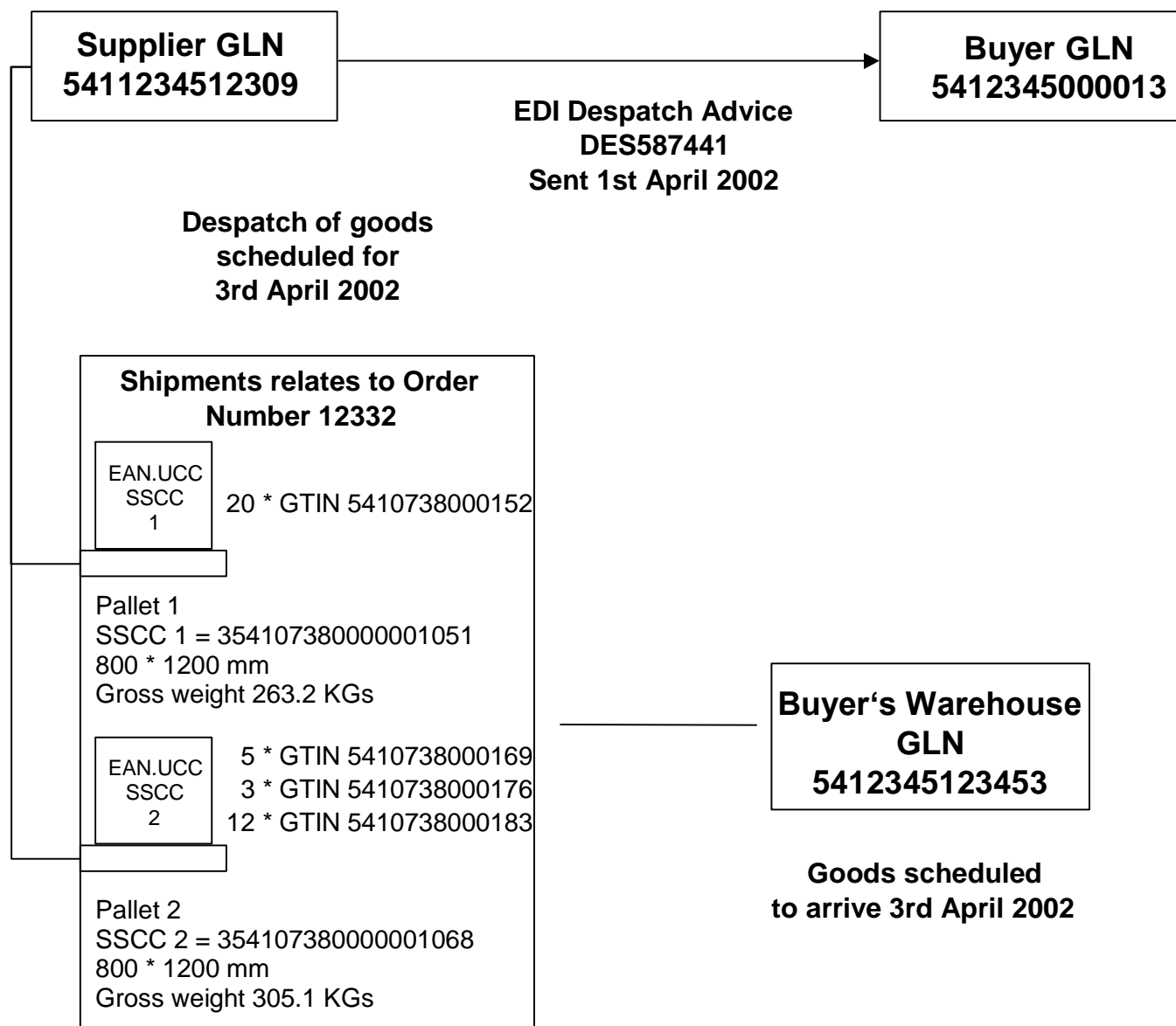
The first pallet is identified by the EAN.UCC serial shipping container code 354107380000001051 and contains 20 cartons of the product identified by GTIN 5410738000152. The pallet is a standard 800mm x 1200mm pallet with a gross weight of 263.2 kilograms.

The second pallet is identified by the EAN.UCC serial shipping container code 354107380000001068 and contains 5 cartons of the product identified by GTIN 5410738000169, 3 cartons of 5410738000176 and 12 cartons of 5410738000183. The pallet is a standard 800mm x 1200mm pallet with a gross weight of 305.1 kilograms.

The despatch advice describes the consignment as being composed of two pallets, providing for each pallet a description of the type of pallet in terms of dimensions and weight as well as the pallet's unique identity number (serial shipping container code). The content of each pallet is then described in terms of the standard despatch units it contains.

## 6. Examples

### Schematic Representation of the Despatch Advice Example



## 6. Examples

---

### Despatch Advice message:

UNH+ME000001+DESADV:D:01B:UN:EAN007'	Message header
BGM+351+DES587441+9'	Despatch advice number DES587441
DTM+137:20020401:102'	Message date 1st April 2002
DTM+11:20020403:102'	Despatch date 3rd April 2002
DTM+358:20020403:102'	Due date to arrive on or after the 3rd of April
RFF+ON:12332'	Consignment is related to order number 12332
DTM+171:20020325:102'	Date of order 25th of March 2002
NAD+SU+5411234512309::9'	Supplier identified by GLN 5411234512309
RFF+VA:6558774'	Supplier's VAT number 6558774
NAD+BY+5412345000013::9'	Buyer identified by GLN 5412345000013
RFF+VA:7002474'	Buyer's VAT number 7002474
NAD+DP+5412345123453::9'	Delivery party identified by GLN 5412345123453
RFF+VA:800800'	Delivery party's VAT number 800800
NAD+SH+5412345000105::9'	Shipper identified by GLN 5412345000105
CPS+1'	First level description of consignment packing
PAC+2++201::9'	Two ISO 1 pallets
CPS+2+1'	Second level description of the first pallet
PAC+1++201::9'	One ISO 1 pallet
MEA+PD+AAB+KGM:263.2'	Pallet weight 263.2 Kilos including goods packages
MEA+PD+WD+MMT:800'	Pallet width 800 millimetres
MEA+PD+LN+MMT:1200'	Pallet length 1200 millimetres
PCI+33E'	Pallet marked with SSCC
GIN+BJ+354107380000001051'	Serial Shipping Container Code 354107380000001051
PAC+20++CT'	Twenty cartons
LIN+1++5410738000152:SRV'	Product contained in this package is identified by GTIN 5410738000152
QTY+12:20'	Despatch quantity 20
CPS+3+1'	Second level description of the second pallet
PAC+1++201::9'	One ISO 1 pallet
MEA+PD+AAB+KGM:305.1'	Pallet weight 305.1 Kilos
PCI+33E'	Pallet marked with SSCC
GIN+BJ+354107380000001068'	Serial Shipping Container Code

## 6. Examples

---

	354107380000001068
PAC+20++CT'	Twenty cartons
LIN+2++5410738000169:SRV'	First product contained in this package is identified by GTIN 5410738000169
QTY+12:5'	Despatch quantity 5
LIN+3++5410738000176:SRV'	Second product contained in this package is identified by GTIN 5410738000176
QTY+12:3'	Despatch quantity 3
LIN+4++5410738000183:SRV'	Third product contained in this package is identified by GTIN 5410738000183
QTY+12:12'	Despatch quantity 12
CNT+2:4'	Total number of LIN segments in the message = 4
UNT+40+ME000001'	Total number of segments in the message equals 40

Note:

The EDI interchange will include the UNB...UNZ segments and, if applicable, the UNG...UNE segments (see Part I, section 5.7).